


SUMMER




MATH PACKET



4th Grade Fun Sampler



www.mathfactfluencyplayground.com



THIS SUMMER PACKET BELONGS TO:




(NAME)




KEEP TRACK OF YOUR SUMMER WORK

As you complete each activity, color a sun!

WEEK 1



WEEK 2





WEEK 1

HOW TO PLAY ROCK, PAPER AND SCISSORS.

This game is (also known as Roshambo). It is a fun and easy way to start a game.

Players say “Rock, paper, scissors.” Each player throws a rock, paper or scissors.

- **Rock beats scissors,**
- **scissors beat paper,**
- **paper beats rock.**



Multiplication Tic Tac Toe

Multiply by 11


11×4	11×5	11×7	11×8	11×9	11×6
11×8	11×9	11×3	11×1	11×10	11×2
11×2	11×10	11×6	11×3	11×4	11×7

11×3	11×6	11×2	11×9	11×2	11×5
11×4	11×1	11×7	11×6	11×7	11×8
11×5	11×9	11×8	11×3	11×10	11×4

Instructions: Play rock, paper, scissors to see who starts. Then take turns answering a problem on the mat. Whoever gets 3 in a row first wins.


MULTIPLICATION BOARD GAME

Instructions: Roll the dice. Move and solve the problem. Whoever reaches the end first wins!



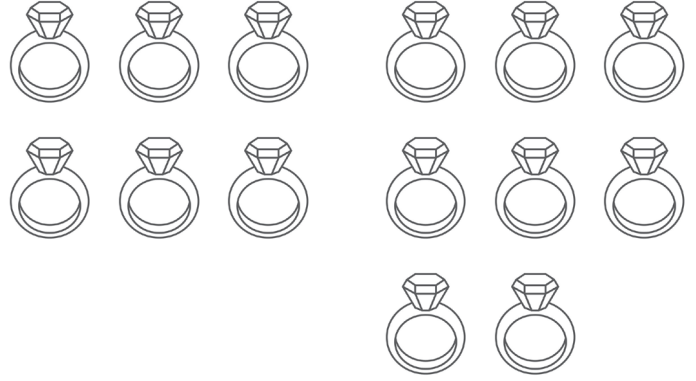
VISUALIZING REMAINDERS

Jamal had 11 marbles. He put 2 in a box. How many boxes did he use? How many did he have left over?



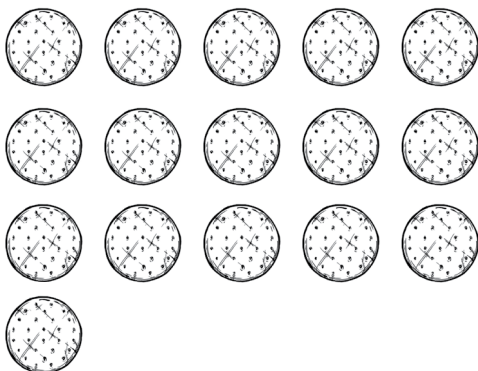
ANSWER:

Luisa had 14 rings. She put 3 in a box. How many boxes did she need if she put all the rings in a box?




ANSWER:

The bakery made 16 cookies. They put 5 in a box. How many boxes did they use? Did they have any left over?



ANSWER:

The bakery made 22 cookies. They put 4 in a box. How many boxes did they use? Did they have any left over?

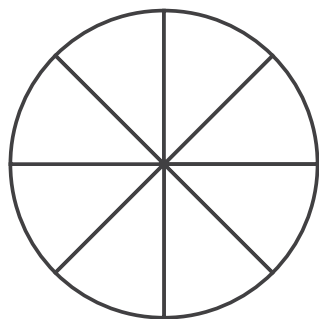


ANSWER:

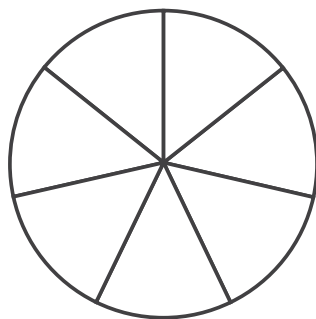
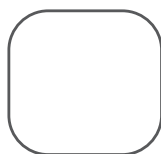
COLOR AND COMPARE

USE THE MODELS TO VISUALIZE AND SOLVE THE PROBLEMS.

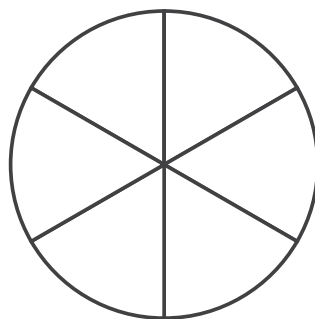
< , > , =



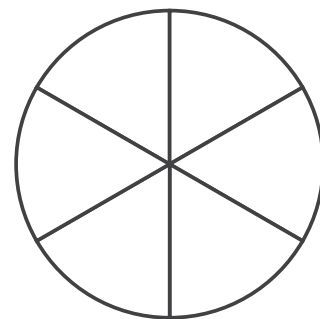
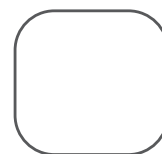
$$\frac{3}{8}$$



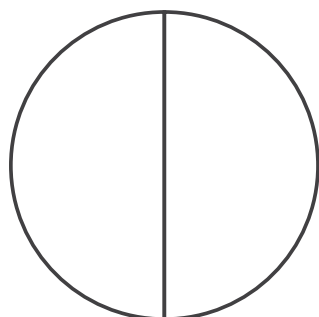
$$\frac{5}{7}$$



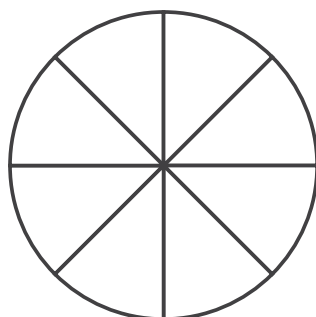
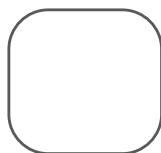
$$\frac{4}{6}$$



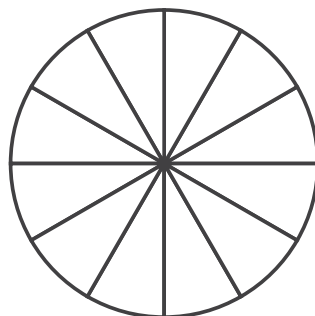
$$\frac{3}{6}$$



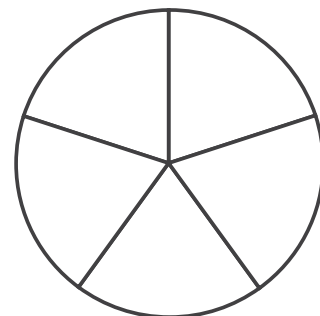
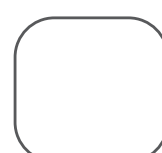
$$\frac{1}{2}$$



$$\frac{6}{8}$$



$$\frac{6}{12}$$

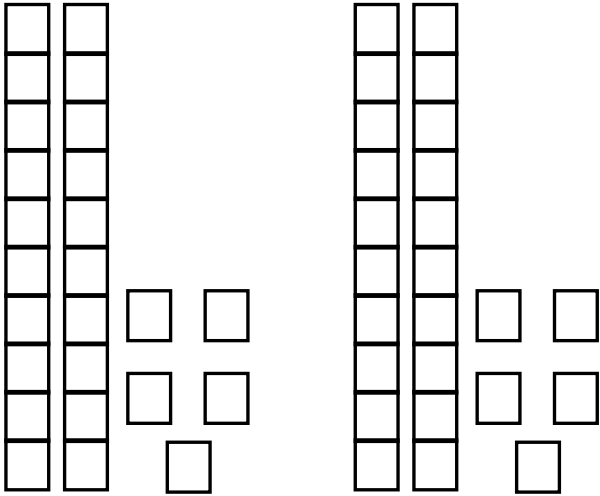


$$\frac{3}{5}$$

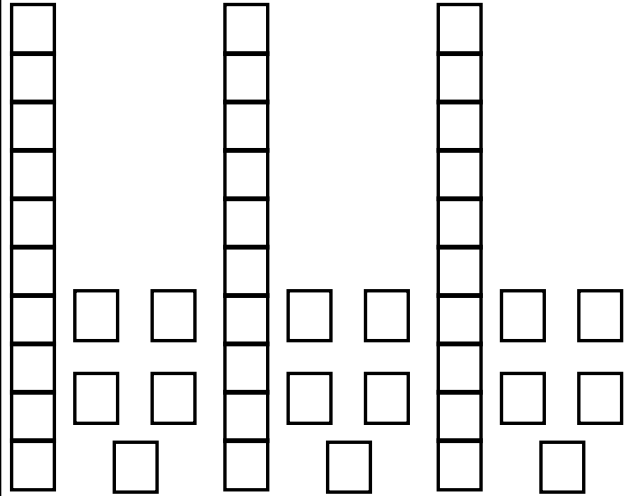
VISUALIZING MULTIPLYING

USE THE MODELS TO VISUALIZE AND SOLVE THE PROBLEMS.

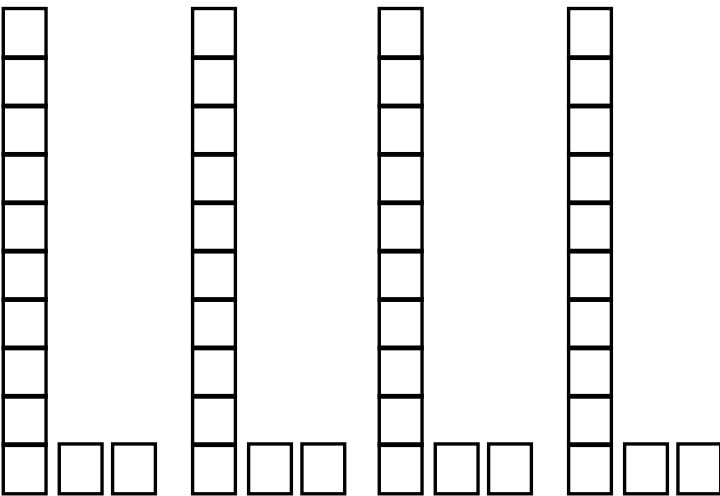
$2 \times 25 = \underline{\quad}$



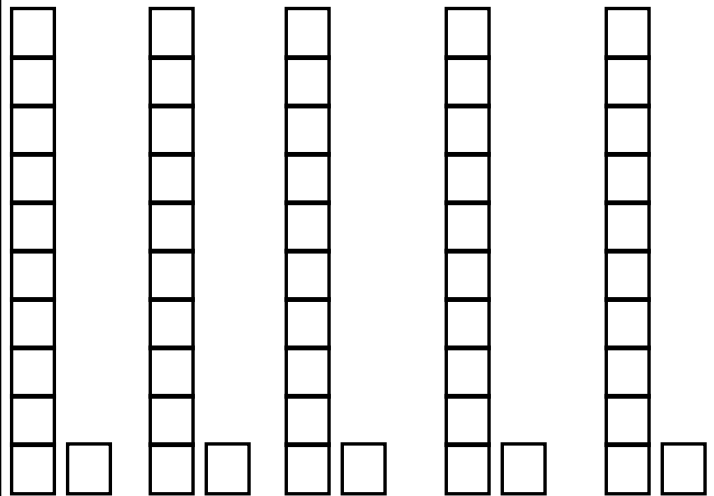
$3 \times 15 = \underline{\quad}$



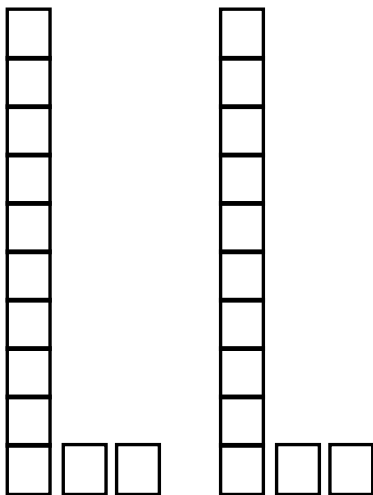
$4 \times 12 = \underline{\quad}$



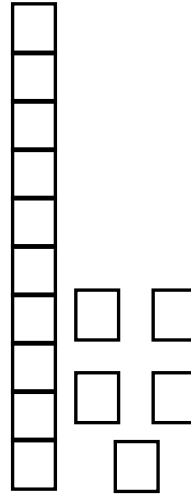
$5 \times 11 = \underline{\quad}$



$2 \times 12 = \underline{\quad}$



$1 \times 15 = \underline{\quad}$





WEEK 2

Multiplication Tic Tac Toe

Multiply by 12


12×1	12×3	12×4	12×5	12×6	12×3
12×5	12×2	12×9	12×8	12×1	12×7
12×6	12×8	12×7	12×2	12×10	12×4

12×3	12×9	12×1	12×4	12×7	12×5
12×4	12×10	12×2	12×2	12×4	12×3
12×7	12×6	12×5	12×10	12×1	12×9

Instructions: Play rock, paper, scissors to see who starts. Then take turns answering a problem on the mat. Whoever gets 3 in a row first wins.

MULTIPLICATION BOARD GAME

Instructions: Roll the dice. Move and solve the problem. Whoever reaches the end first wins!



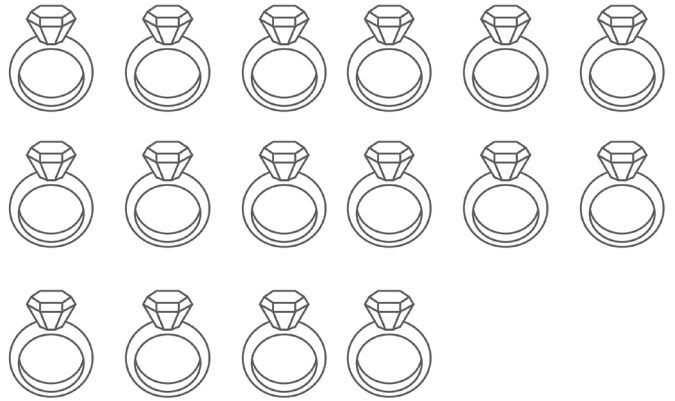
VISUALIZING REMAINDERS

Hong had 9 marbles. He put 7 in a box. How many boxes did he use? How many marbles did he have left over?



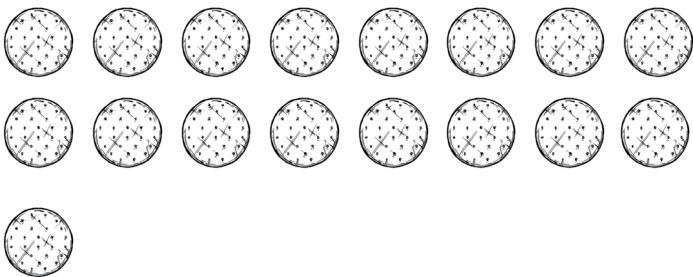
ANSWER:

Maribel had 16 rings. She put 6 in a box. How many boxes did she use? How many did she have left over?




ANSWER:

The bakery made 17 cookies. They put 8 in a box. How many boxes did they use? Did they have any cookies left over?



ANSWER:

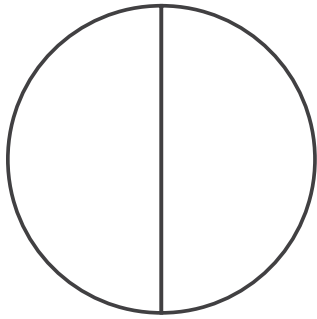
The bakery made 28 cookies. They put 9 in a box. How many boxes did they use? Did they have any cookies left over?



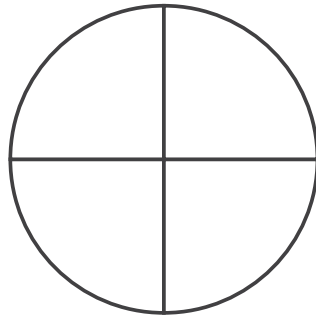
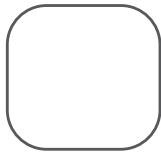
ANSWER:

COLOR AND COMPARE

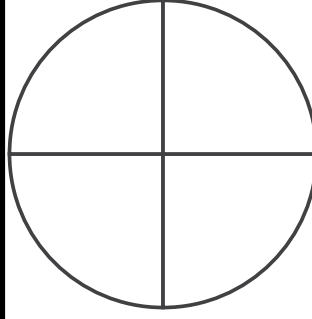
USE THE MODELS TO VISUALIZE AND SOLVE THE PROBLEMS.



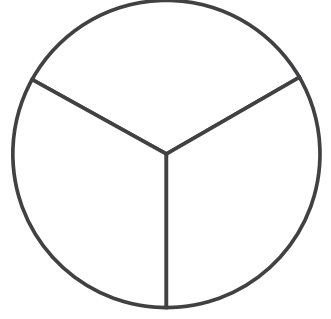
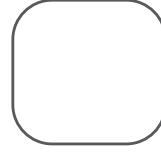
$$\frac{1}{2}$$



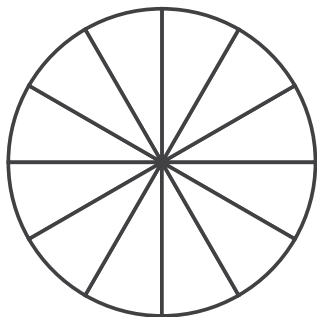
$$\frac{1}{4}$$



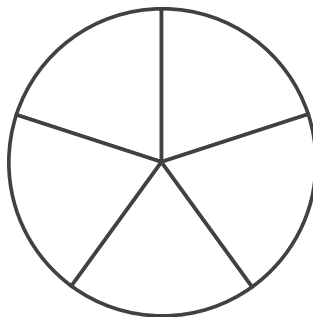
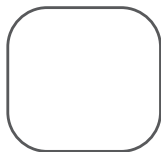
$$\frac{3}{4}$$



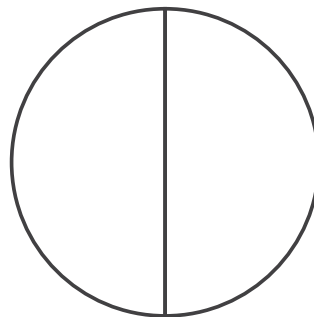
$$\frac{1}{3}$$



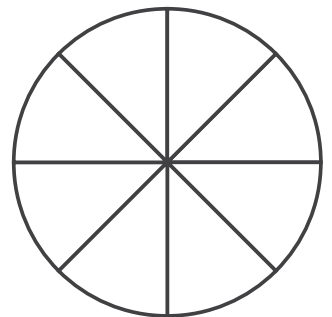

$$\frac{6}{12}$$



$$\frac{3}{5}$$



$$\frac{1}{2}$$

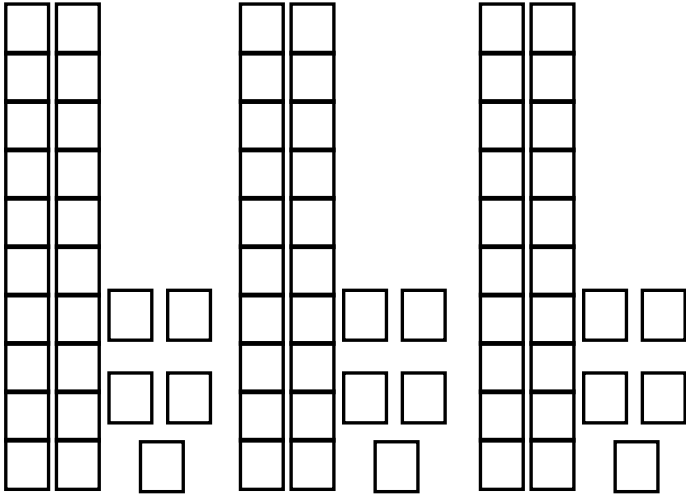


$$\frac{6}{8}$$

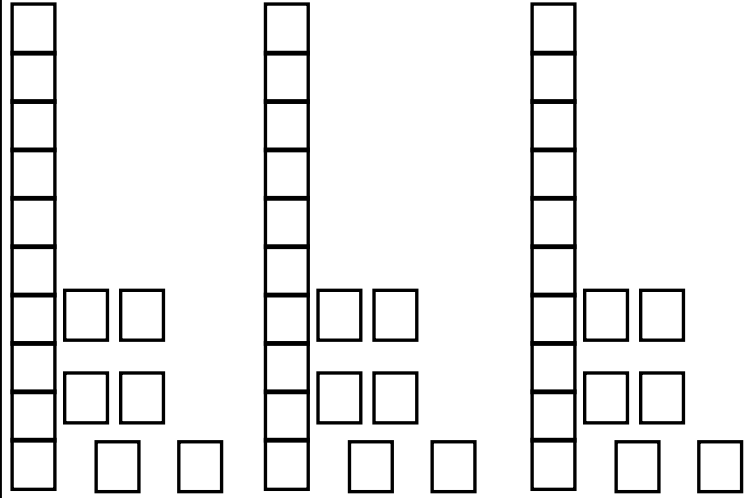
VISUALIZING MULTIPLYING

USE THE MODELS TO VISUALIZE AND SOLVE THE PROBLEMS.

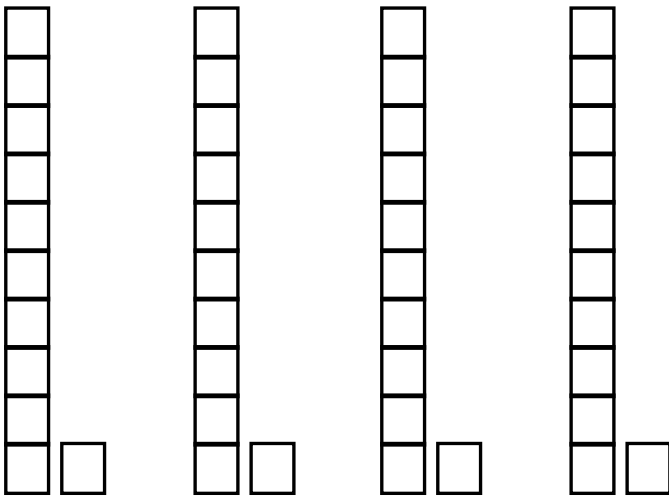
$3 \times 25 = \underline{\quad}$



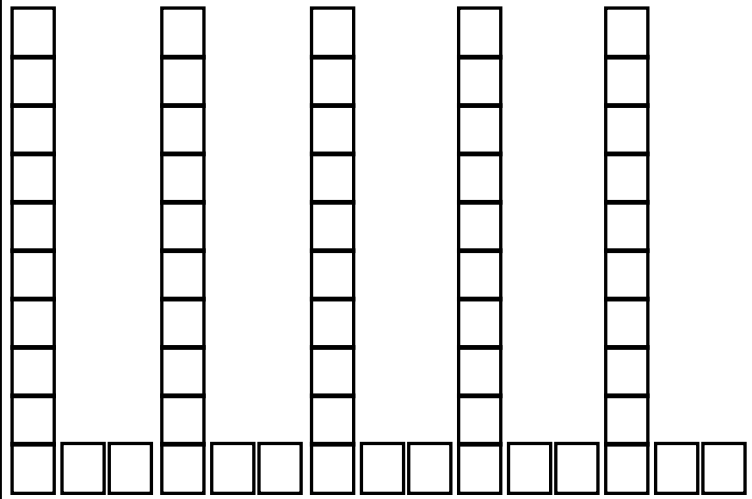
$3 \times 16 = \underline{\quad}$



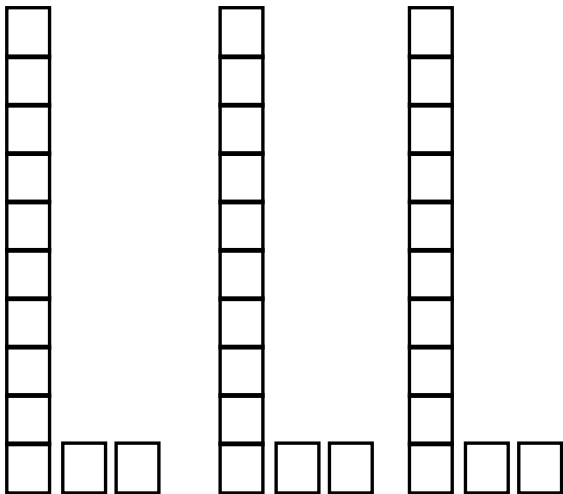
$4 \times 11 = \underline{\quad}$



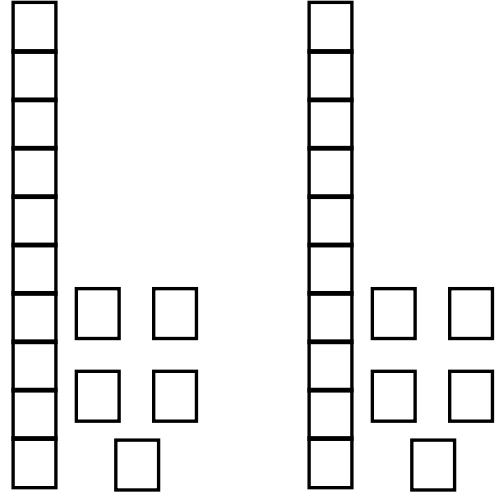
$5 \times 12 = \underline{\quad}$



$3 \times 12 = \underline{\quad}$



$2 \times 15 = \underline{\quad}$



SUMMER MATH SURVEY!



Q1: What was your favorite math activity in this packet?

Q2: What was kind of tricky? What strategies did you use to help you?

Q3: What do you need to continue to practice?

Q4: How do you feel about math?






THE END

HOPE YOU HAD A GREAT SUMMER!







WOOHOO!



You did it!

You have finished the summer packet!
CONGRATULATIONS TO YOU!

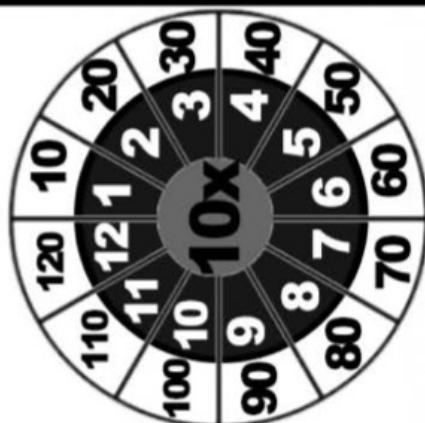


ANSWER KEY

WEEK 1 & 2

(Multiplication and Division Answers)

MULTIPLICATION CIRCLES TO 10




Multiplication

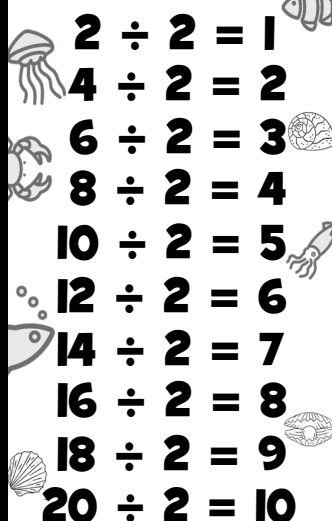
X	0	1	2	3	4	5	6	7	8	9	10	11	12
0	0	0	0	0	0	0	0	0	0	0	0	0	0
1	0	1	2	3	4	5	6	7	8	9	10	11	12
2	0	2	4	6	8	10	12	14	16	18	20	22	24
3	0	3	6	9	12	15	18	21	24	27	30	33	36
4	0	4	8	12	16	20	24	28	32	36	40	44	48
5	0	5	10	15	20	25	30	35	40	45	50	55	60
6	0	6	12	18	24	30	36	42	48	54	60	66	72
7	0	7	14	21	28	35	42	49	56	63	70	77	84
8	0	8	16	24	32	40	48	56	64	72	80	88	96
9	0	9	18	27	36	45	54	63	72	81	90	99	108
10	0	10	20	30	40	50	60	70	80	90	100	110	120
11	0	11	22	33	44	55	66	77	88	99	110	121	132
12	0	12	24	36	48	60	72	84	96	108	120	132	144

DIVISION TABLES


DIVIDING BY 1


$$\begin{array}{l} 1 \div 1 = 1 \\ 2 \div 1 = 2 \\ 3 \div 1 = 3 \\ 4 \div 1 = 4 \\ 5 \div 1 = 5 \\ 6 \div 1 = 6 \\ 7 \div 1 = 7 \\ 8 \div 1 = 8 \\ 9 \div 1 = 9 \\ 10 \div 1 = 10 \end{array}$$

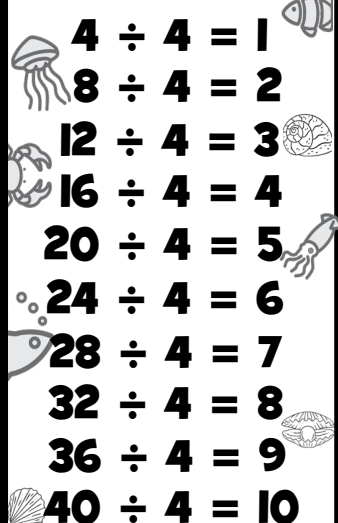
DIVIDING BY 2


$$\begin{array}{l} 2 \div 2 = 1 \\ 4 \div 2 = 2 \\ 6 \div 2 = 3 \\ 8 \div 2 = 4 \\ 10 \div 2 = 5 \\ 12 \div 2 = 6 \\ 14 \div 2 = 7 \\ 16 \div 2 = 8 \\ 18 \div 2 = 9 \\ 20 \div 2 = 10 \end{array}$$

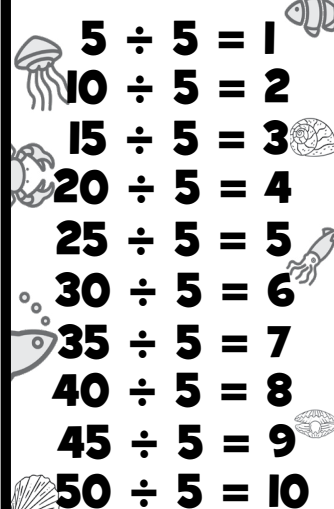
DIVIDING BY 3


$$\begin{array}{l} 3 \div 3 = 1 \\ 6 \div 3 = 2 \\ 9 \div 3 = 3 \\ 12 \div 3 = 4 \\ 15 \div 3 = 5 \\ 18 \div 3 = 6 \\ 21 \div 3 = 7 \\ 24 \div 3 = 8 \\ 27 \div 3 = 9 \\ 30 \div 3 = 10 \end{array}$$

DIVIDING BY 4







$$\begin{array}{l} 4 \div 4 = 1 \\ 8 \div 4 = 2 \\ 12 \div 4 = 3 \\ 16 \div 4 = 4 \\ 20 \div 4 = 5 \\ 24 \div 4 = 6 \\ 28 \div 4 = 7 \\ 32 \div 4 = 8 \\ 36 \div 4 = 9 \\ 40 \div 4 = 10 \end{array}$$

DIVIDING BY 5







$$\begin{array}{l} 5 \div 5 = 1 \\ 10 \div 5 = 2 \\ 15 \div 5 = 3 \\ 20 \div 5 = 4 \\ 25 \div 5 = 5 \\ 30 \div 5 = 6 \\ 35 \div 5 = 7 \\ 40 \div 5 = 8 \\ 45 \div 5 = 9 \\ 50 \div 5 = 10 \end{array}$$

DIVISION TABLES






DIVIDING BY 6


$$\begin{array}{l} 6 \div 6 = 1 \\ 12 \div 6 = 2 \\ 18 \div 6 = 3 \\ 24 \div 6 = 4 \\ 30 \div 6 = 5 \\ 36 \div 6 = 6 \\ 42 \div 6 = 7 \\ 48 \div 6 = 8 \\ 54 \div 6 = 9 \\ 60 \div 6 = 10 \end{array}$$







DIVIDING BY 7


$$\begin{array}{l} 7 \div 7 = 1 \\ 14 \div 7 = 2 \\ 21 \div 7 = 3 \\ 28 \div 7 = 4 \\ 35 \div 7 = 5 \\ 42 \div 7 = 6 \\ 49 \div 7 = 7 \\ 56 \div 7 = 8 \\ 63 \div 7 = 9 \\ 70 \div 7 = 10 \end{array}$$







DIVIDING BY 8


$$\begin{array}{l} 8 \div 8 = 1 \\ 16 \div 8 = 2 \\ 24 \div 8 = 3 \\ 32 \div 8 = 4 \\ 40 \div 8 = 5 \\ 48 \div 8 = 6 \\ 56 \div 8 = 7 \\ 64 \div 8 = 8 \\ 72 \div 8 = 9 \\ 80 \div 8 = 10 \end{array}$$


DIVIDING BY 9


$$\begin{array}{l} 9 \div 9 = 1 \\ 18 \div 9 = 2 \\ 27 \div 9 = 3 \\ 36 \div 9 = 4 \\ 45 \div 9 = 5 \\ 54 \div 9 = 6 \\ 63 \div 9 = 7 \\ 72 \div 9 = 8 \\ 81 \div 9 = 9 \\ 90 \div 9 = 10 \end{array}$$


DIVIDING BY 10

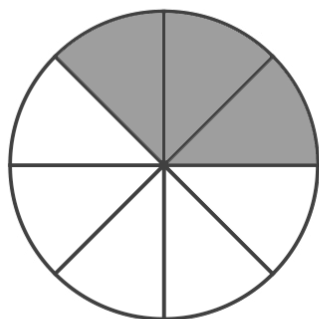

$$\begin{array}{l} 10 \div 10 = 1 \\ 20 \div 10 = 2 \\ 30 \div 10 = 3 \\ 40 \div 10 = 4 \\ 50 \div 10 = 5 \\ 60 \div 10 = 6 \\ 70 \div 10 = 7 \\ 80 \div 10 = 8 \\ 90 \div 10 = 9 \\ 100 \div 10 = 10 \end{array}$$


WEEK 1

COLOR AND COMPARE

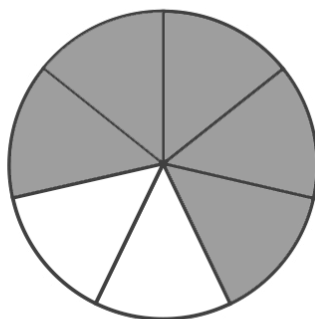
USE THE MODELS TO VISUALIZE AND SOLVE THE PROBLEMS.

<, >, =

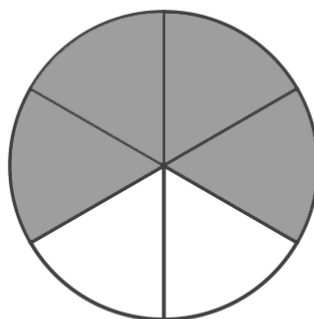


$$\frac{3}{8}$$

<

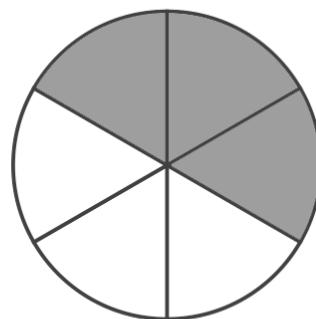


$$\frac{5}{7}$$

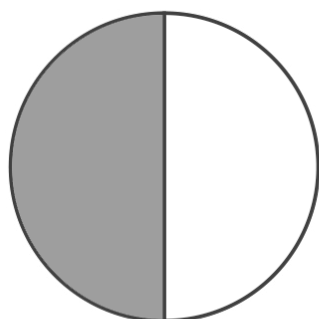


$$\frac{4}{6}$$

>

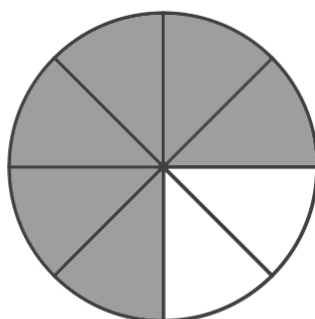


$$\frac{3}{6}$$

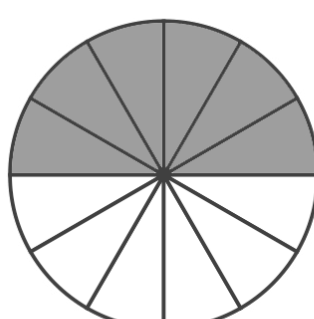


$$\frac{1}{2}$$

<

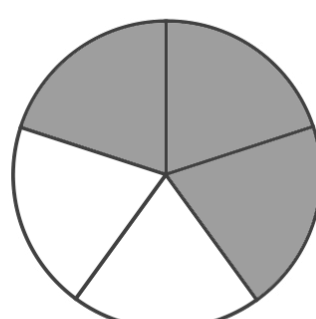


$$\frac{6}{8}$$



$$\frac{6}{12}$$

<

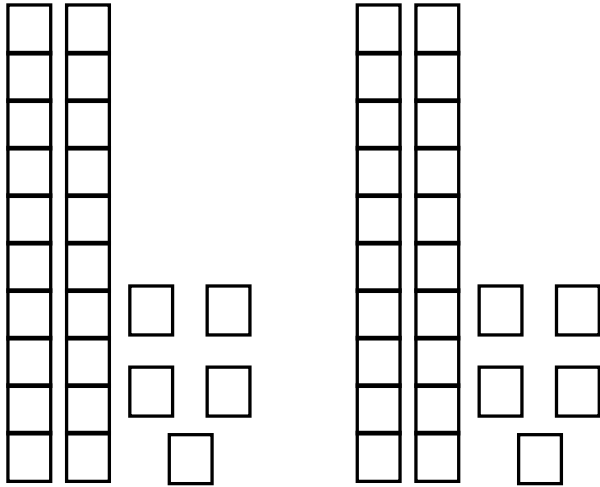


$$\frac{3}{5}$$

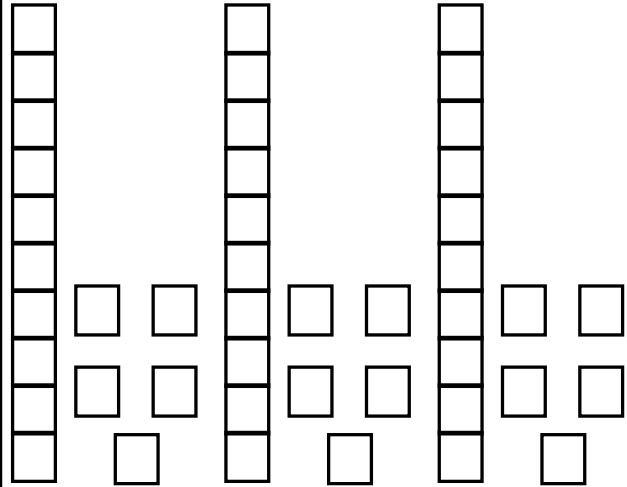
VISUALIZING MULTIPLYING

USE THE MODELS TO VISUALIZE AND SOLVE THE PROBLEMS.

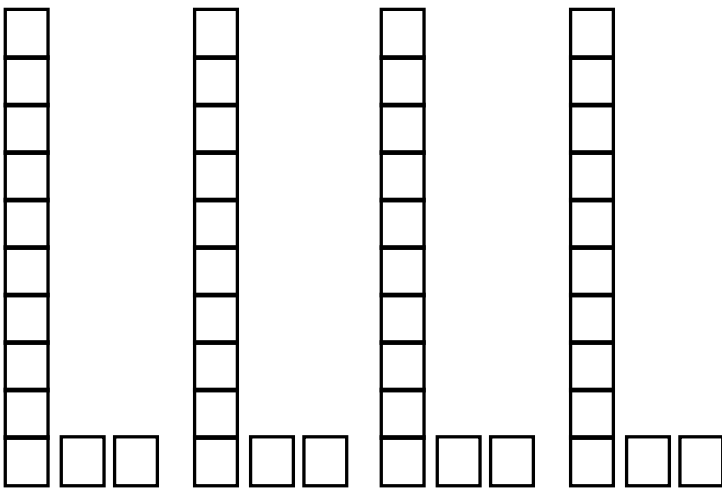
$$2 \times 25 = \underline{50}$$



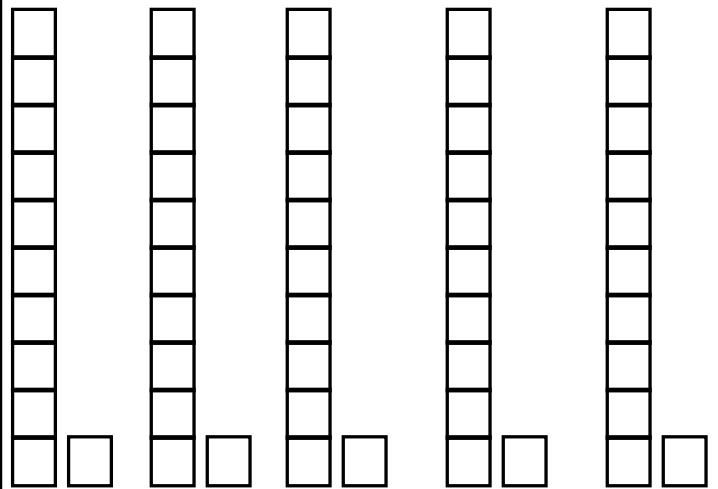
$$3 \times 15 = \underline{45}$$



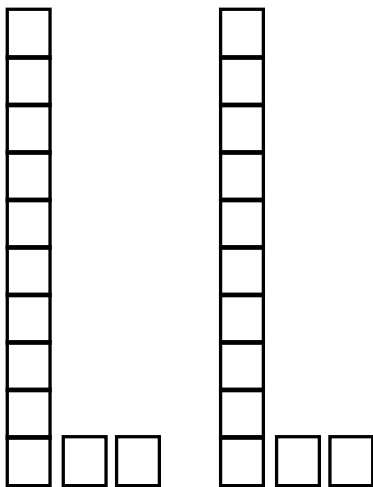
$$4 \times 12 = \underline{48}$$



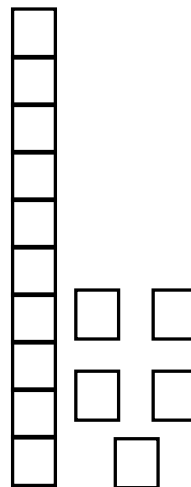
$$5 \times 11 = \underline{55}$$



$$2 \times 12 = \underline{24}$$



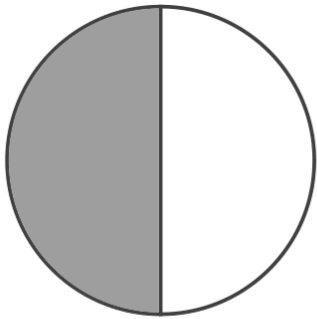
$$1 \times 15 = \underline{15}$$



WEEK 2

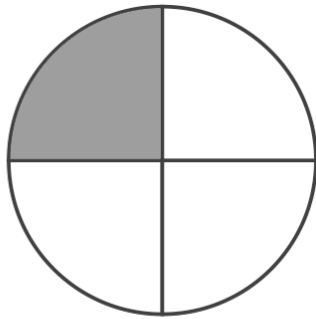
COLOR AND COMPARE

USE THE MODELS TO VISUALIZE AND SOLVE THE PROBLEMS.

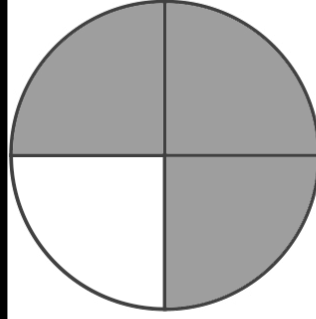


$$\frac{1}{2}$$

>

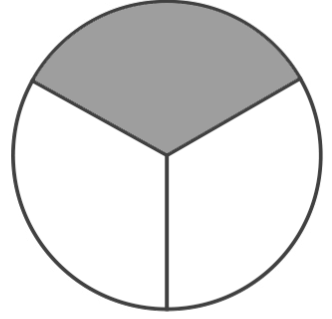


$$\frac{1}{4}$$

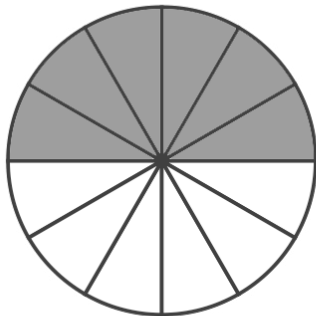


$$\frac{3}{4}$$

>

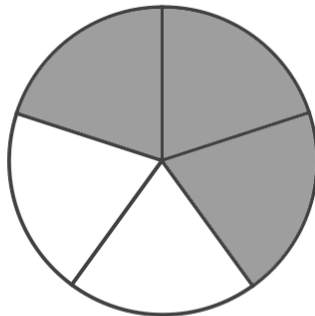


$$\frac{1}{3}$$

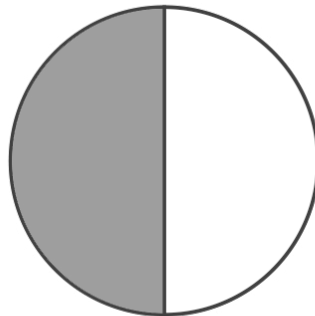


$$\frac{6}{12}$$

<

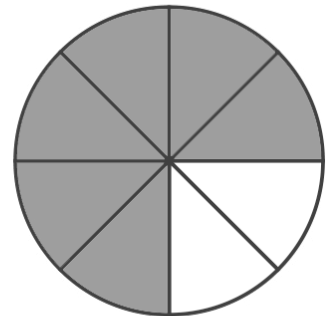


$$\frac{3}{5}$$



$$\frac{1}{2}$$

<

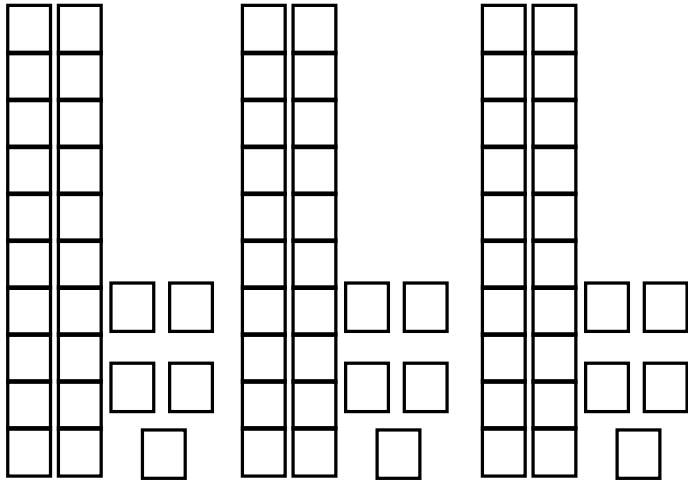


$$\frac{6}{8}$$

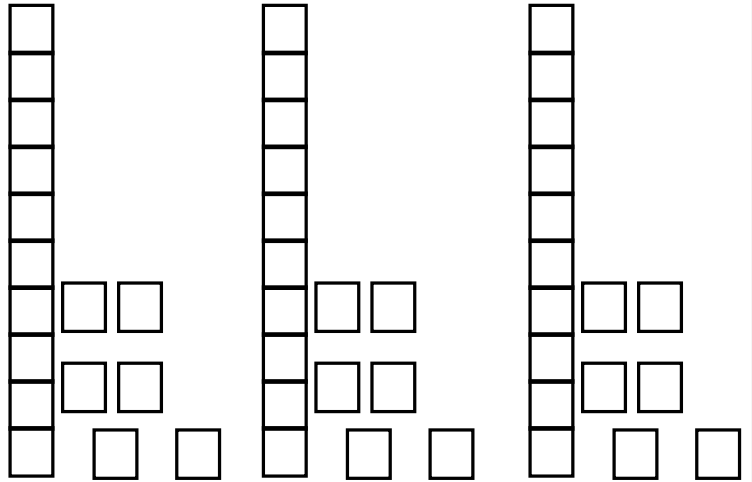
VISUALIZING MULTIPLYING

USE THE MODELS TO VISUALIZE AND SOLVE THE PROBLEMS.

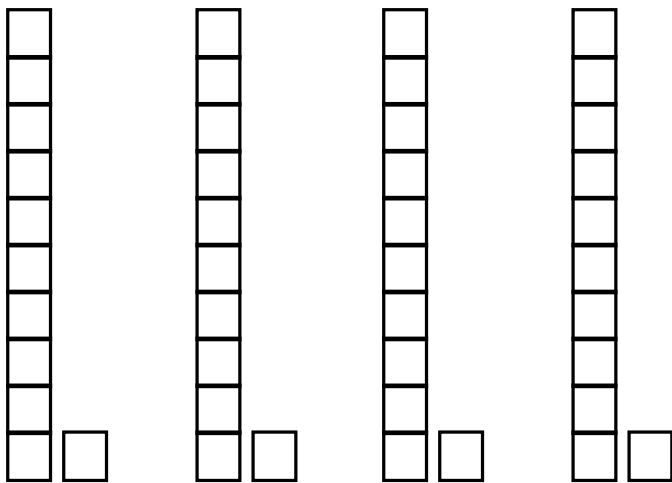
$$3 \times 25 = \underline{75}$$



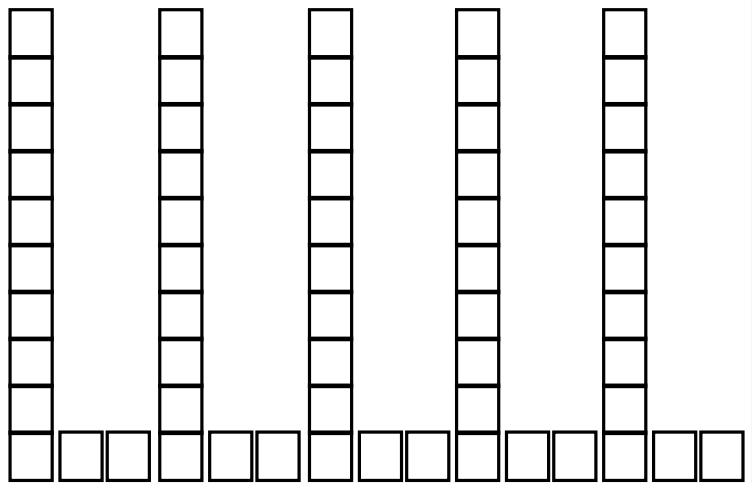
$$3 \times 16 = \underline{48}$$



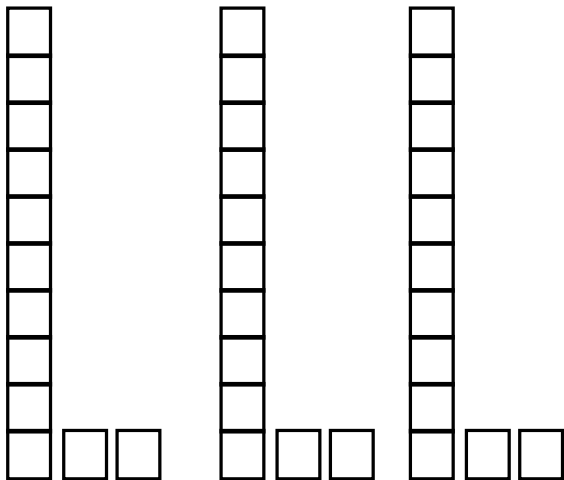
$$4 \times 11 = \underline{44}$$



$$5 \times 12 = \underline{60}$$



$$3 \times 12 = \underline{36}$$



$$2 \times 15 = \underline{30}$$

