

THE JUMBO BOOK OF VISUAL ADDITION STRATEGY FLASHCARDS WITHIN 20

FLASHCARD GAMES INCLUDE

- ADDITION BATTLE
- COUNTING ON
- MAKE 10
- DOUBLES + 1 & 2

- WHAT'S MISSING
- NUMBERLINE IT
- TEN FRAME IT
- FLIP IT



MATH FACT FLUENCY PLAYGROUND

**THE JUMBO BOOK OF
VISUAL ADDITION
STRATEGY
FLASHCARDS
(WITHIN 20)**

**MATH FACT FLUENCY PLAYGROUND LLC
BRIDGEPORT, CT**

Copyright © Dr. Nicki Newton

All rights reserved. This book may not be reproduced in whole or in part, in any form or any means, electronic or mechanical, including redistribution of the material in any digital form, or by any information storage system, without written permission from the publisher.

To contact the author for speaking workshops or ordering books in bulk, contact us at info@mathfactfluencyplayground.com

978-1-963381-15-3

Published by
Math Fact Fluency Playground LLC

Find more math activities at
www.mathfactfluencyplayground.com

Flashcards created by
Dr. Nicki Newton

TABLE OF CONTENTS

INTRODUCTION	P.1
BOOK BELONGS TO	P.2
HOW TO PLAY	P.3
TRACK YOUR STRATEGY	P.4
ADDING WITHIN 5 (DICE)	P.5
ADDING WITHIN 5 (FRAMES)	P.12
ADDING WITHIN 5 (FINGERS)	P.19
ADDING WITHIN 5 (TRADITIONAL WITH PICTURES)	P.26
ADDING WITHIN 5 (NUMBER PATH)	P.33
ADDING WITHIN 5 (PART-PART WHOLE)	P.40
ADDING WITHIN 5 (TRADITIONAL)	P.57
ADDING WITHIN 5 (VERTICAL)	P.54
ADDING WITHIN 5 (NUMBER BOND)	P.62
ADDING WITHIN 5 (MISSING NUMBER)	P.68
COUTING ON (DICE)	P.75
ADDING WITHIN 10 (TEN FRAMES)	P.91
MISSING NUMBERS TO 10 (NUMBER LINE)	P.116
SIGN LANGUAGE ADD WITHIN 10	P.137
ADDING WITHIN 10 (TRADITIONAL)	P.156
ADDING WITHIN 10 (VERTICAL)	P.180
MAKE 10 MISSING NUMBER (TEN FRAMES)	P.205
ADD 10 (TWENTY FRAMES)	P.209
TURN AROUND FACTS (COMMUTATIVE PROPERTY)	P.217
DOUBLES ADDITION DICE	P.229
DOUBLES + 1 ADDITION DICE	P.236
DOUBLES + 2 ADDITION DICE	P.243
BRIDGE 10 (TEN FRAMES)	P.249
ADDING 3 NUMBERS TO 20 (ASSOCIATIVE PROPERTY)	P.271

EXERCISING YOUR BRAIN!

THIS BOOK WILL HELP YOU PRACTICE YOUR MATH FACT FLUENCY! MATH FACT FLUENCY IS 3 THINGS:

1. GETTING THE CORRECT ANSWER AND KNOWING HOW TO EXPLAIN IT.

2. BEING ABLE TO THINK FLEXIBLY (KNOWING LOTS OF WAYS TO PLAY AROUND WITH THE NUMBERS).

3. BEING EFFICIENT (WHICH MEANS YOU CAN FIND A WAY TO DO IT THAT IS QUICK AND EASY)!



PRACTICING IN MANY DIFFERENT WAYS WILL HELP YOU TO BECOME AUTOMATIC! THIS MEANS YOU DON'T EVEN HAVE TO THINK ABOUT THE PROBLEM, YOU JUST KNOW IT!

THESE VISUAL MATH FLASHCARDS WILL DO ALL OF THE ABOVE.

HAPPY MATHING!



THIS PAGE HAS A FEW TOOLS TO HELP YOU SOLVE THE PROBLEMS. THERE IS A NUMBER PATH, NUMBER LINE AND NUMBER LADDER, TO HELP YOU ACT OUT THE PROBLEMS! THERE IS AN ANSWER KEY IN THE BACK OF THE BOOK SO YOU CAN CHECK YOUR WORK AT THE END TOO!



**FOR MORE MATH FACT FUN
PRACTICE, VISIT US AT
MATHFACTFLUENCYPLAYGROUND.COM.
YOUR PARENTS AND
TEACHERS CAN JOIN OUR FREE
MEMBERSHIP AND GET PLENTY OF
ACTIVITIES TO HELP
YOU LEARN MORE.**



**FOR QUESTIONS AND CUSTOMER SERVICE,
EMAIL US AT
DRNICKI@MATHFACTFLUENCYPLAYGROUND.COM**

Math Fact Fluency Playground LLC. All rights reserved. No part of this publication may be reproduced, distributed, or transmitted, in any form or by any means, including photocopying, recording, or other electronic or mechanical methods, without prior written permission of the publisher, except in the case of brief quotations embodied in critical review and certain other noncommercial uses permitted by copyright law.

PROGRESSION OF ADDITION

FLUENCY IS

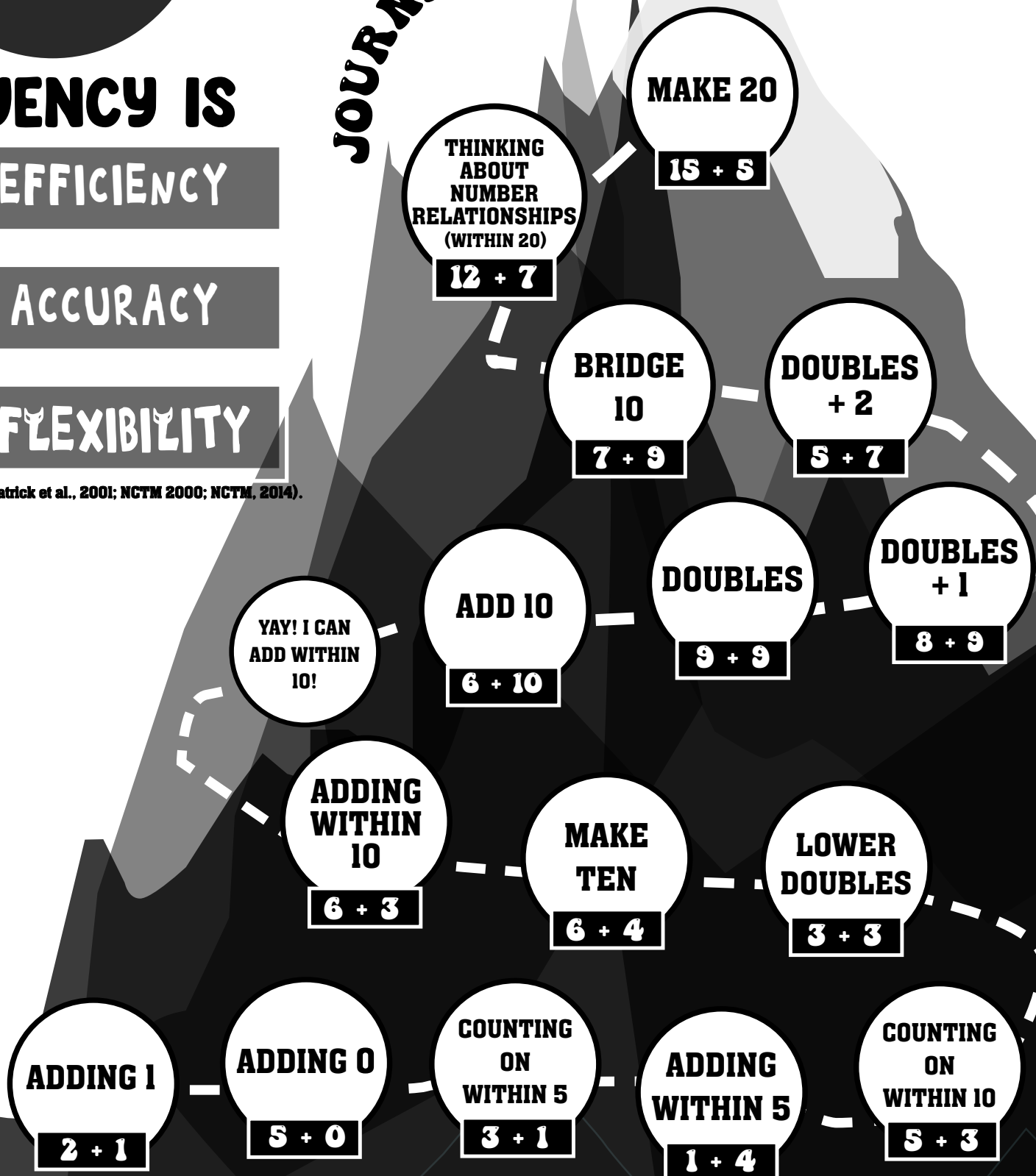
1 EFFICIENCY

2 ACCURACY

3 FLEXIBILITY

(NRC; Kilpatrick et al., 2001; NCTM 2000; NCTM, 2014).



JOURNEY TO FLUENCY

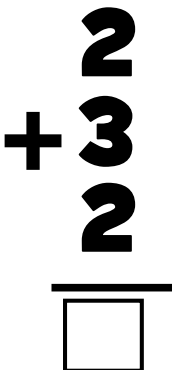




SET A GOAL. MAKE A PLAN. ACHIEVE YOUR GOAL!

VISUAL ADDITION STRATEGY FLASHCARDS

IN THIS BOOK THERE ARE MANY DIFFERENT KINDS OF VISUAL ADDITION STRATEGY FLASHCARDS TO HELP YOU WORK ON YOUR MATH FACT FLUENCY! EACH SECTION WILL INCLUDE THE INSTRUCTIONS AND THE FLASHCARDS! HAVE FUN!

 <p>www.mathfactfluencyplayground.com</p>	 <p>www.mathfactfluencyplayground.com</p>
---	---

  <p>www.mathfactfluencyplayground.com</p>	 <p>www.mathfactfluencyplayground.com</p>
--	--

**HAPPY MATHING,
DR. NICKI**



**THIS BOOK
BELONGS TO**

NAME





THE JUMBO BOOK OF ADDITION FLASHCARDS




HOW TO PLAY

FLASHCARDS ARE A GREAT WAY TO PRACTICE MATH FACTS. THESE SETS OF CARDS HELP TO SCAFFOLD STUDENT THINKING ABOUT THE DIFFERENT STRATEGIES. AS CHILDREN BECOME PROFICIENT WITH EACH SET OF CARDS HAVE THEM COLOR THE SHIELD.




KEEP TRACK OF YOUR STRATEGY PRACTICE!


ADDING WITHIN 5



COUNTING ON



ADDING WITHIN 10




MAKE 10




ADD 10



DOUBLES




DOUBLES + 1




DOUBLES + 2



BRIDGE 10



HIGHER ADDITION FACTS




ADDING WITHIN 5 DICE

Adding within 5 Dice


With these cards students will work on adding within 5. It is important to relate the “turn around facts” to each other. The cards are made to be used front to back. Students need to see the turn around facts. They should learn to think about properties from the beginning.

$$0 + 1$$




©jglenook 2021

$$1 + 0$$



©jglenook 2021

$$2 + 0$$




Gigglenook 2021

$$3 + 0$$



Gigglenook 2021

$$0 + 2$$



Gigglenook 2021

$$0 + 3$$



Gigglenook 2021

$$4 + 0$$



Gigglenook 2021

$$5 + 0$$



Gigglenook 2021

$$0 + 4$$




Gigglenook 2021

$$0 + 5$$



Gigglenook 2021

$$2 + 1$$




Gigglenook 2021

$$3 + 1$$



Gigglenook 2021

$$1 + 2$$



Gigglenook 2021

$$1 + 3$$





Gigglenook 2021

$$4 + 1$$



Gigglenook 2021

$$3 + 2$$




Gigglenook 2021

$$1 + 4$$




Gigglenook 2021

$$2 + 3$$



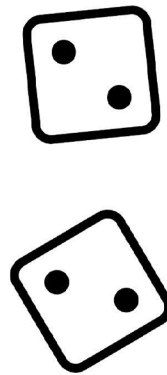
Gigglenook 2021

$$1 + 1$$




Gigglenook 2021

$$2 + 2$$




Gigglenook 2021

$$1 + 1$$



Gigglenook 2021

$$2 + 2$$




Gigglenook 2021

**ADDING
WITHIN 5
(5 FRAMES)**

Adding within 5 (5 Frames)

The facts are modeled in a five frame so that students can visualize the facts. Students can play a match (cards face up and match) or concentration (cards face down) game. The goal is to find the expression and the correct sum. Students can also play sum war where they each pull a card and whoever has the highest sum keeps both cards. When all the cards are done, whoever has the most cards Wins.

$$3 + 1$$



www.mathfactfluencyplayground.com

4

www.mathfactfluencyplayground.com

ADDING WITHIN 5 (5 FRAMES)



$$1 + 1$$

●	○			
---	---	--	--	--

www.mathfactfluencyplayground.com

2

www.mathfactfluencyplayground.com

$$2 + 1$$

●	●	○		
---	---	---	--	--

www.mathfactfluencyplayground.com


3

www.mathfactfluencyplayground.com

ADDING WITHIN 5 (5 FRAMES)



$$3 + 1$$




www.mathfactfluencyplayground.com

4

www.mathfactfluencyplayground.com

$$4 + 1$$



www.mathfactfluencyplayground.com

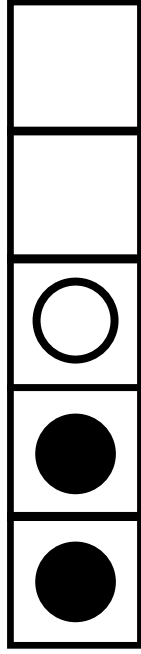
5

www.mathfactfluencyplayground.com

ADDING WITHIN 5 (5 FRAMES)



$$2 + 1$$

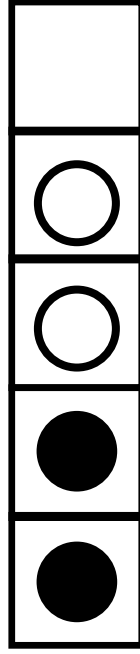


www.mathfactfluencyplayground.com

3

www.mathfactfluencyplayground.com

$$2 + 2$$



www.mathfactfluencyplayground.com

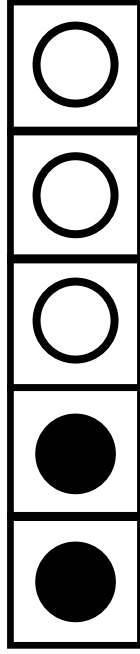
4

www.mathfactfluencyplayground.com

ADDING WITHIN 5 (5 FRAMES)



$$2 + 3$$




www.mathfactfluencyplayground.com

5

www.mathfactfluencyplayground.com

$$3 + 1$$



www.mathfactfluencyplayground.com


4

www.mathfactfluencyplayground.com

ADDING WITHIN 5 (5 FRAMES)



$$3 + 2$$




www.mathfactfluencyplayground.com

5

www.mathfactfluencyplayground.com

$$4 + 1$$



www.mathfactfluencyplayground.com


5

www.mathfactfluencyplayground.com

ADDING WITHIN 5 (FINGERS)

Adding within 5 (Fingers)

The facts are modeled with fingers so that students can visualize the facts. It is completely appropriate for kindergartners to use their fingers when exploring basic math facts. Students can play a match (cards face up and match) or concentration (cards face down) game. The goal is to find the expression and the correct sum. Students can also play sum war where they each pull a card and whoever has the highest sum keeps both cards. When all the cards are done, whoever has the most cards wins.



3

ADDING WITHIN 5 (FINGERS)



+



www.mathfactfluencyplayground.com

2

www.mathfactfluencyplayground.com



+

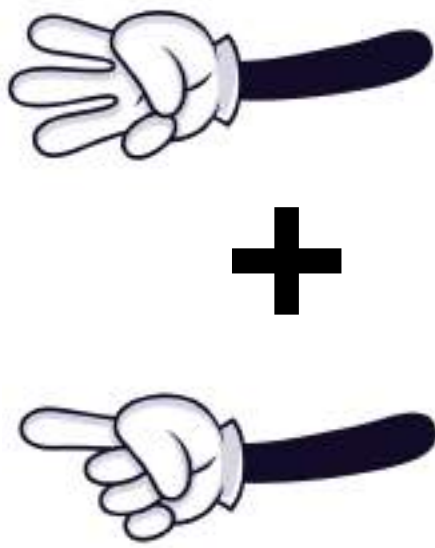


www.mathfactfluencyplayground.com

3

www.mathfactfluencyplayground.com

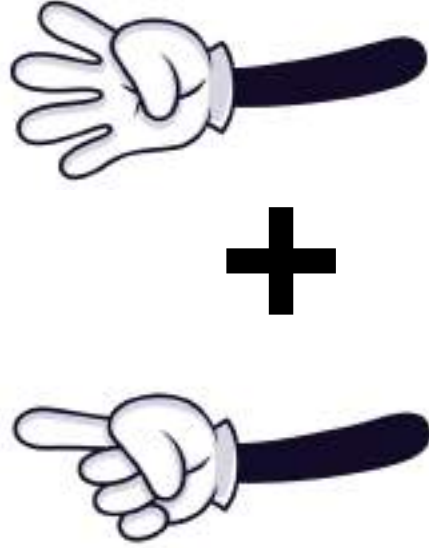
ADDING WITHIN 5 (FINGERS)



www.mathfactfluencyplayground.com

4

www.mathfactfluencyplayground.com

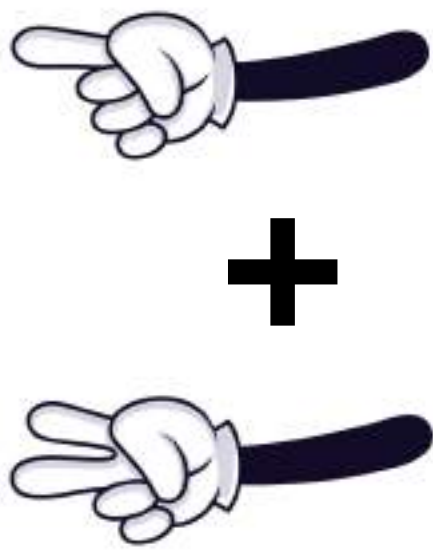


www.mathfactfluencyplayground.com

5

www.mathfactfluencyplayground.com

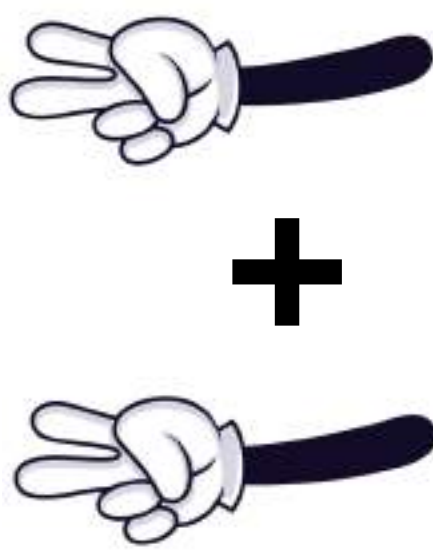
ADDING WITHIN 5 (FINGERS)



www.mathfactfluencyplayground.com

3

www.mathfactfluencyplayground.com



www.mathfactfluencyplayground.com

4

www.mathfactfluencyplayground.com

ADDING WITHIN 5 (FINGERS)



+



www.mathfactfluencyplayground.com

5

www.mathfactfluencyplayground.com



+

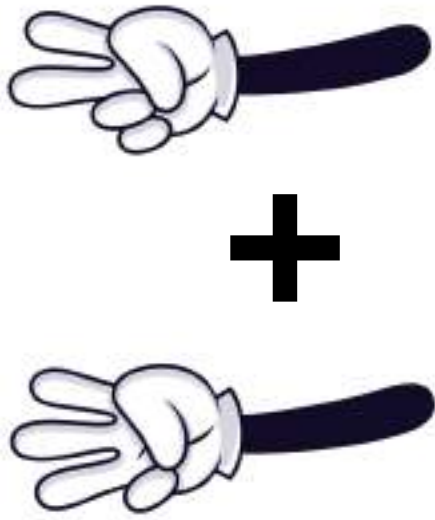


www.mathfactfluencyplayground.com

4

www.mathfactfluencyplayground.com


ADDING WITHIN 5 (FINGERS)



www.mathfactfluencyplayground.com

5

www.mathfactfluencyplayground.com



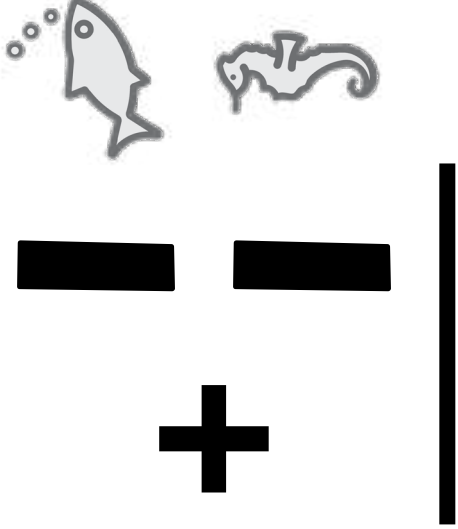

www.mathfactfluencyplayground.com

5


www.mathfactfluencyplayground.com

ADDING WITHIN 5 (TRADITIONAL)


Adding within 5 (Traditional)
The facts are modeled with pictures so that students can visualize the facts. Students can play a match (cards face up and match) or concentration (cards face down) game. The goal is to find the expression and the sum. Students can also play sum war where they each pull a card and whoever has the highest sum keeps both cards. When all the cards are done, whoever has the most cards wins.

	
www.mathfactfluencyplayground.com	www.mathfactfluencyplayground.com

ADDING WITHIN 5 (TRADITIONAL) ✂



1 + 1 _____
www.mathfactfluencyplayground.com

2
www.mathfactfluencyplayground.com


1 + 2 _____
www.mathfactfluencyplayground.com

3
www.mathfactfluencyplayground.com

ADDING WITHIN 5 (TRADITIONAL) ✂




$$1 + 3 = \underline{\quad}$$

www.mathfactfluencyplayground.com

4

www.mathfactfluencyplayground.com




$$1 + 4 = \underline{\quad}$$

www.mathfactfluencyplayground.com

5

www.mathfactfluencyplayground.com



ADDING WITHIN 5 (TRADITIONAL) ✂


$$\begin{array}{r} 2 \\ + 1 \\ \hline \end{array}$$

www.mathfactfluencyplayground.com

3

www.mathfactfluencyplayground.com




$$\begin{array}{r} 2 \\ + 2 \\ \hline \end{array}$$

www.mathfactfluencyplayground.com

4

www.mathfactfluencyplayground.com

ADDING WITHIN 5 (TRADITIONAL) ✂

$$\begin{array}{c} \text{2} \\ + \\ \text{3} \\ \hline \end{array}$$


www.mathfactfluencyplayground.com

5

www.mathfactfluencyplayground.com



$$\begin{array}{c} \text{3} \\ + \\ \text{1} \\ \hline \end{array}$$


www.mathfactfluencyplayground.com

4

www.mathfactfluencyplayground.com

ADDING WITHIN 5 (TRADITIONAL) ✂

$$\begin{array}{c} \text{3} \\ + \\ \text{2} \\ \hline \end{array}$$


www.mathfactfluencyplayground.com

5

www.mathfactfluencyplayground.com

$$\begin{array}{c} \text{4} \\ + \\ \text{1} \\ \hline \end{array}$$


www.mathfactfluencyplayground.com

5

www.mathfactfluencyplayground.com

**ADDING
WITHIN 5
(NUMBER PATH)**

Adding within 5 (Number Path)

Research recommends that kindergarteners and first graders use number paths instead of number lines.

$$3 + 1$$

1	2	3	4	5
---	---	---	---	---

4

ADDING WITHIN 5 (NUMBER PATH) ✂

$$1 + 1$$

1	2	3	4	5
---	---	---	---	---

www.mathfactfluencyplayground.com

2

www.mathfactfluencyplayground.com

$$1 + 2$$

1	2	3	4	5
---	---	---	---	---

www.mathfactfluencyplayground.com

3

www.mathfactfluencyplayground.com

ADDING WITHIN 5 (NUMBER PATH) ✂

$$1 + 3$$

1	2	3	4	5
---	---	---	---	---

www.mathfactfluencyplayground.com

4

www.mathfactfluencyplayground.com

$$1 + 4$$

1	2	3	4	5
---	---	---	---	---

www.mathfactfluencyplayground.com

5

www.mathfactfluencyplayground.com

ADDING WITHIN 5 (NUMBER PATH) ✂

$$2 + 1$$

1	2	3	4	5
---	---	---	---	---

www.mathfactfluencyplayground.com

3

www.mathfactfluencyplayground.com

$$2 + 2$$

1	2	3	4	5
---	---	---	---	---

www.mathfactfluencyplayground.com

4

www.mathfactfluencyplayground.com

ADDING WITHIN 5 (NUMBER PATH) ✂

$$2 + 3$$

1	2	3	4	5
---	---	---	---	---

www.mathfactfluencyplayground.com

5

www.mathfactfluencyplayground.com

$$3 + 1$$

1	2	3	4	5
---	---	---	---	---

www.mathfactfluencyplayground.com

4

www.mathfactfluencyplayground.com

ADDING WITHIN 5 (NUMBER PATH) ✂

$$3 + 2$$

1	2	3	4	5
---	---	---	---	---

www.mathfactfluencyplayground.com

5

www.mathfactfluencyplayground.com

$$4 + 1$$

1	2	3	4	5
---	---	---	---	---

www.mathfactfluencyplayground.com

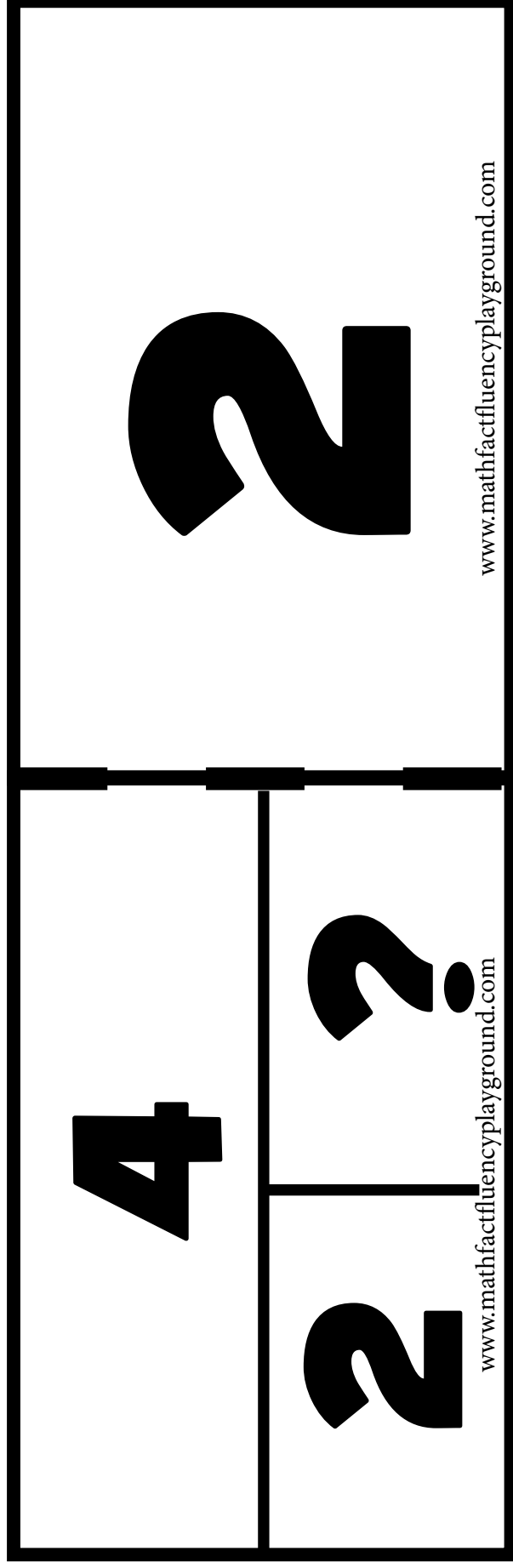
5

www.mathfactfluencyplayground.com

**ADDING
WITHIN 5
(PART-PART
WHOLE)**

Adding within 5 (PART-PART WHOLE)

Part Part Whole mats help students to think about the number sentences in terms of parts and whole. With these cards, students are working on looking at the whole and parts that make up a number.



ADDING WITHIN 5 (PART-PART WHOLE)



2	1	1
www.mathfactfluencyplayground.com		www.mathfactfluencyplayground.com

3	2	2
www.mathfactfluencyplayground.com		www.mathfactfluencyplayground.com

ADDING WITHIN 5 (PART-PART WHOLE)



4	1	3
www.mathfactfluencyplayground.com		www.mathfactfluencyplayground.com

5	1	4
www.mathfactfluencyplayground.com		www.mathfactfluencyplayground.com

ADDING WITHIN 5 (PART-PART WHOLE) ✂

2	2	0
www.mathfactfluencyplayground.com		www.mathfactfluencyplayground.com

4	2	2
www.mathfactfluencyplayground.com		www.mathfactfluencyplayground.com

ADDING WITHIN 5 (PART-PART WHOLE) ✂

5	2	3
www.mathfactfluencyplayground.com		www.mathfactfluencyplayground.com

4	3	1
www.mathfactfluencyplayground.com		www.mathfactfluencyplayground.com

ADDING WITHIN 5 (PART-PART WHOLE)



5	2	www.mathfactfluencyplayground.com
3	2	

5	1	www.mathfactfluencyplayground.com
4	1	

ADDING WITHIN 5 (TRADITIONAL)

Adding within 5 (Traditional)

With these cards students will work on adding within 5. It is important to relate the “turn around facts” to each other. The cards are made to be used front to back. Students need to see the turn around facts. They should learn to think about properties from the beginning.

3

+

1

1

+

3

www.mathfactfluencyplayground.com

www.mathfactfluencyplayground.com

ADDING WITHIN 5 (TRADITIONAL) ✂

1

+

1

www.mathfactfluencyplayground.com

1

+

1

www.mathfactfluencyplayground.com

1

+

2

www.mathfactfluencyplayground.com

2

+

1

www.mathfactfluencyplayground.com

ADDING WITHIN 5 (TRADITIONAL) ✂

1

+

3

www.mathfactfluencyplayground.com

3

+

1

www.mathfactfluencyplayground.com

1

+

4

www.mathfactfluencyplayground.com

4

+

1

www.mathfactfluencyplayground.com

ADDING WITHIN 5 (TRADITIONAL)



2

+

1

www.mathfactfluencyplayground.com

1

+

2

www.mathfactfluencyplayground.com

2

+

2

www.mathfactfluencyplayground.com

2

+

2

www.mathfactfluencyplayground.com

ADDING WITHIN 5 (TRADITIONAL) ✂

2

+

3

www.mathfactfluencyplayground.com

3

+

2

www.mathfactfluencyplayground.com

3

+

1

www.mathfactfluencyplayground.com

1

+

3

www.mathfactfluencyplayground.com

ADDING WITHIN 5 (TRADITIONAL)



$$3 + 2$$

www.mathfactfluencyplayground.com

$$2 + 3$$

www.mathfactfluencyplayground.com

$$4 + 1$$

www.mathfactfluencyplayground.com

$$1 +$$

www.mathfactfluencyplayground.com

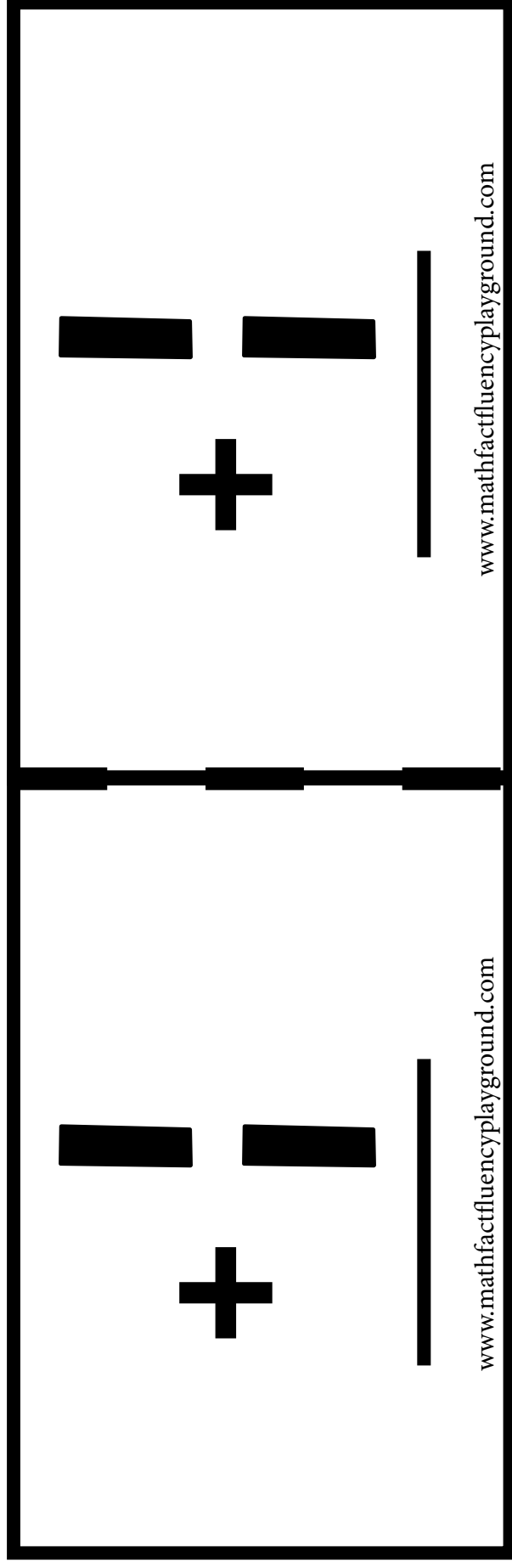
$$+ 4$$

$$4$$

**ADDING
WITHIN 5
(VERTICAL)**

Adding within 5 (Vertical)

With these cards students will work on adding within 5. It is important to relate the “turn around facts” to each other. The cards are made to be used front to back. Students need to see the turn around facts. They should learn to think about properties from the beginning.



ADDING WITHIN 5 (VERTICAL)



$$\begin{array}{r} 1 \\ + 1 \\ \hline \end{array}$$

www.mathfactfluencyplayground.com

$$\begin{array}{r} 1 \\ + 1 \\ \hline \end{array}$$

www.mathfactfluencyplayground.com

$$\begin{array}{r} 1 \\ + 2 \\ \hline \end{array}$$

www.mathfactfluencyplayground.com

$$\begin{array}{r} 2 \\ + 1 \\ \hline \end{array}$$

www.mathfactfluencyplayground.com

ADDING WITHIN 5 (VERTICAL)



$$\begin{array}{r} 1 \\ + 3 \\ \hline \end{array}$$

www.mathfactfluencyplayground.com

$$\begin{array}{r} 3 \\ + 1 \\ \hline \end{array}$$

www.mathfactfluencyplayground.com

$$\begin{array}{r} 1 \\ + 4 \\ \hline \end{array}$$

www.mathfactfluencyplayground.com

$$\begin{array}{r} 4 \\ + 1 \\ \hline \end{array}$$

www.mathfactfluencyplayground.com

ADDING WITHIN 5 (VERTICAL)



$$\begin{array}{r} 2 \\ + 1 \\ \hline \end{array}$$

www.mathfactfluencyplayground.com

$$\begin{array}{r} 1 \\ + 2 \\ \hline \end{array}$$

www.mathfactfluencyplayground.com

$$\begin{array}{r} 2 \\ + 2 \\ \hline \end{array}$$

www.mathfactfluencyplayground.com

$$\begin{array}{r} 2 \\ + 2 \\ \hline \end{array}$$

www.mathfactfluencyplayground.com

ADDING WITHIN 5 (VERTICAL)



$$\begin{array}{r} 2 \\ + 3 \\ \hline \end{array}$$

www.mathfactfluencyplayground.com

$$\begin{array}{r} 3 \\ + 2 \\ \hline \end{array}$$

www.mathfactfluencyplayground.com

$$\begin{array}{r} 3 \\ + 1 \\ \hline \end{array}$$

www.mathfactfluencyplayground.com

$$\begin{array}{r} 1 \\ + 3 \\ \hline \end{array}$$

www.mathfactfluencyplayground.com

ADDING WITHIN 5 (VERTICAL)



$$\begin{array}{r} 3 \\ + 2 \\ \hline \end{array}$$

www.mathfactfluencyplayground.com

$$\begin{array}{r} 2 \\ + 3 \\ \hline \end{array}$$

www.mathfactfluencyplayground.com

$$\begin{array}{r} 4 \\ + 1 \\ \hline \end{array}$$

www.mathfactfluencyplayground.com


$$\begin{array}{r} 1 \\ + 4 \\ \hline \end{array}$$

www.mathfactfluencyplayground.com

ADDING WITHIN 5 NUMBER BOND

Adding within 5 Number Bond

With these cards students will work on adding within 5. These facts are modeled in number bonds. Like part part whole mats, number bonds help students to see the whole and the parts. They can either subtract or count up to find the missing number.



www.mathfactfluencyplayground.com

ADDING WITHIN 5 (NUMBER BOND)



Diagram illustrating the number bond for 2:

A central circle contains the number 2. It is connected by lines to two smaller circles below it. The left circle contains the number 1, and the right circle contains a question mark (?).

www.mathfactfluencyplayground.com

Diagram illustrating the number bond for 2:

A large circle contains the number 2.

www.mathfactfluencyplayground.com

Diagram illustrating the number bond for 3:

A central circle contains the number 3. It is connected by lines to two smaller circles below it. The left circle contains the number 1, and the right circle contains a question mark (?).

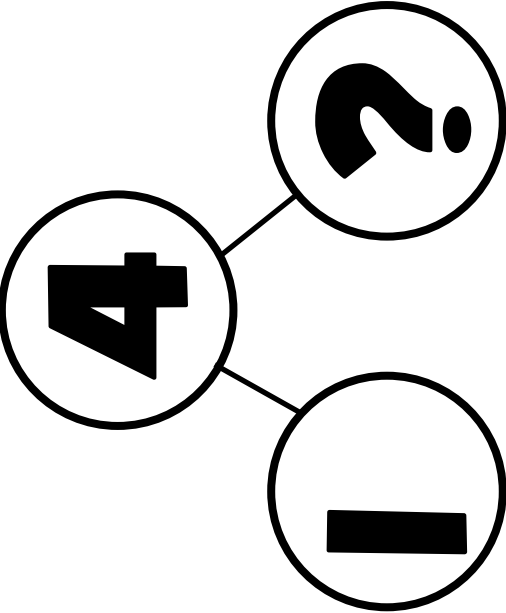
www.mathfactfluencyplayground.com

Diagram illustrating the number bond for 3:

A large circle contains the number 3.


www.mathfactfluencyplayground.com

ADDING WITHIN 5 (NUMBER BOND) ✂



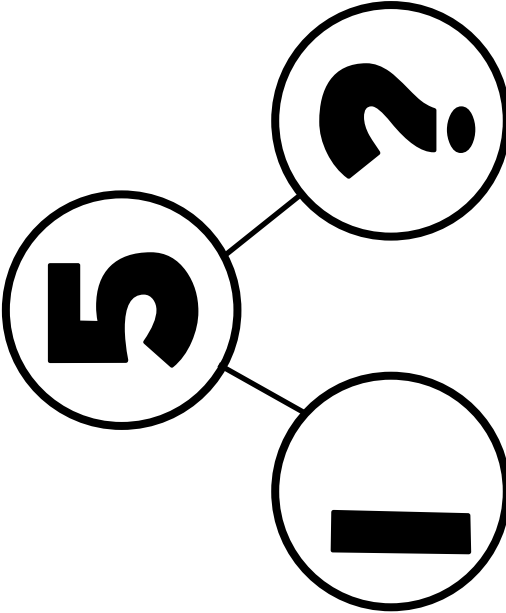
A number bond diagram for the number 4. It consists of a large circle on the left containing the number 4. Two lines extend from the right side of this circle to two smaller circles on the right. The top smaller circle contains a question mark, and the bottom smaller circle contains the number 1. The entire diagram is enclosed in a rectangular box.

www.mathfactfluencyplayground.com




A large, bold number 3, centered within a rectangular box.

www.mathfactfluencyplayground.com



A number bond diagram for the number 5. It consists of a large circle on the left containing the number 5. Two lines extend from the right side of this circle to two smaller circles on the right. The top smaller circle contains a question mark, and the bottom smaller circle contains the number 1. The entire diagram is enclosed in a rectangular box.

www.mathfactfluencyplayground.com



A large, bold number 4, centered within a rectangular box.

www.mathfactfluencyplayground.com

ADDING WITHIN 5 (NUMBER BOND)



Diagram illustrating the number bond for 3:

A circle containing the number 3 is connected to two circles below it. The left circle contains the number 2, and the right circle contains a question mark (?).

www.mathfactfluencyplayground.com

Diagram illustrating the number bond for 1:

A large circle containing the number 1.

www.mathfactfluencyplayground.com

Diagram illustrating the number bond for 4:

A circle containing the number 4 is connected to two circles below it. The left circle contains the number 2, and the right circle contains a question mark (?).

www.mathfactfluencyplayground.com

Diagram illustrating the number bond for 2:

A large circle containing the number 2.

www.mathfactfluencyplayground.com

ADDING WITHIN 5 (NUMBER BOND)



<p>5 2 ?</p> <p>www.mathfactfluencyplayground.com</p>	<p>www.mathfactfluencyplayground.com</p>
---	--

<p>4 3 ?</p> <p>www.mathfactfluencyplayground.com</p>	<p>www.mathfactfluencyplayground.com</p>
---	--

Cut, fold and glue back to back

ADDING WITHIN 5 (NUMBER BOND)




<p>5</p> <p>3</p> <p>2</p> <p>www.mathfactfluencyplayground.com</p>	<p>www.mathfactfluencyplayground.com</p>
---	--

<p>5</p> <p>4</p> <p>1</p> <p>www.mathfactfluencyplayground.com</p>	<p>www.mathfactfluencyplayground.com</p>
---	--

ADDING WITHIN 5 MISSING NUMBER

Adding within 5: Missing Number

With these cards students will work on adding within 5. Missing addend cards should be discussed with the students. They should explain how they thought about the problem.

$1 + \square = 2$	
www.mathfactfluencyplayground.com	www.mathfactfluencyplayground.com

Cut, fold and glue back to back

ADDING WITHIN 5: MISSING NUMBER



$1 + \square = 2$	1
www.mathfactfluencyplayground.com	www.mathfactfluencyplayground.com

$1 + \square = 3$	2
www.mathfactfluencyplayground.com	www.mathfactfluencyplayground.com

Cut, fold and glue back to back

ADDING WITHIN 5: MISSING NUMBER



$1 + \square = 4$	3
www.mathfactfluencyplayground.com	www.mathfactfluencyplayground.com


$1 + \square = 5$	4
www.mathfactfluencyplayground.com	www.mathfactfluencyplayground.com

Cut, fold and glue back to back

ADDING WITHIN 5: MISSING NUMBER



$$2 + \square = 3$$




1

www.mathfactfluencyplayground.com

www.mathfactfluencyplayground.com

$$2 + \square = 4$$



2

www.mathfactfluencyplayground.com


www.mathfactfluencyplayground.com

Cut, fold and glue back to back

ADDING WITHIN 5: MISSING NUMBER



$$2 + \square = 5$$




3

www.mathfactfluencyplayground.com

www.mathfactfluencyplayground.com

$$3 + \square = 4$$



1

www.mathfactfluencyplayground.com

www.mathfactfluencyplayground.com

Cut, fold and glue back to back

ADDING WITHIN 5: MISSING NUMBER



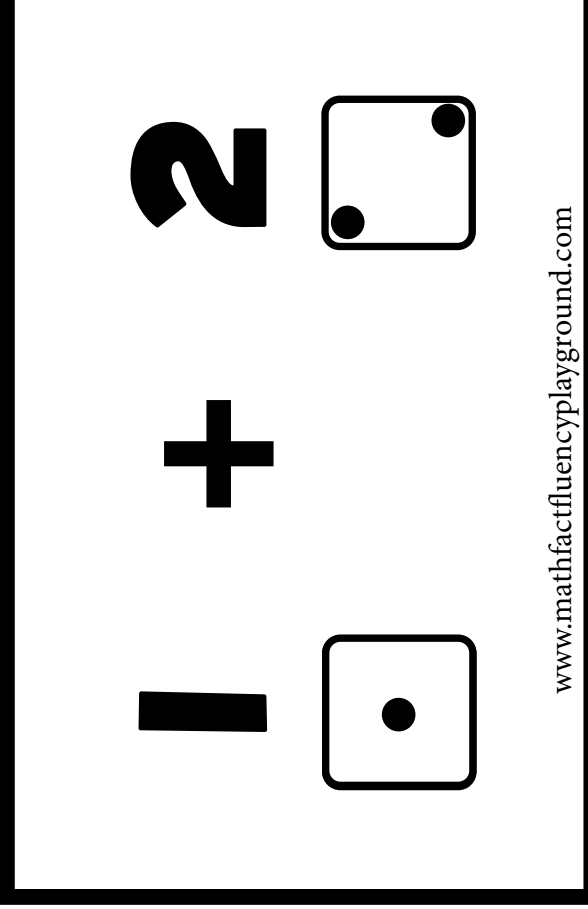
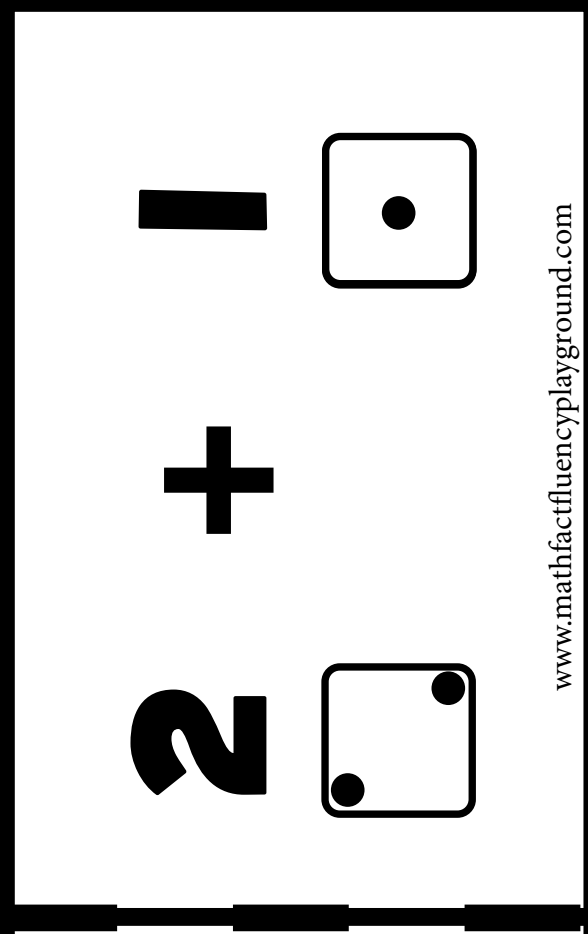
$3 + \square = 5$	2
www.mathfactfluencyplayground.com	www.mathfactfluencyplayground.com

$4 + \square = 5$	1
www.mathfactfluencyplayground.com	www.mathfactfluencyplayground.com

COUNTING ON (DICE)

Counting on with addition dice models

With these cards students will work on adding within 10. Remind students to always start with the big number when counting up 1,2,or 3 numbers. They can also use other strategies depending on the number. With these cards we are also working on the “turn around facts.” Students need to learn the properties from the very beginning.

	
--	---

www.mathfactfluencyplayground.com

www.mathfactfluencyplayground.com

COUNTING ON



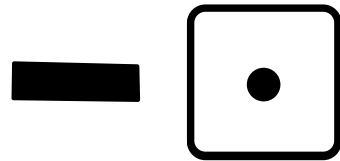
1	+	1	=	2

www.mathfactfluencyplayground.com

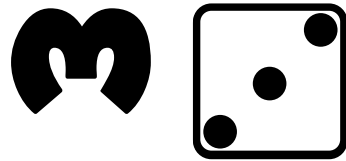
1	+	2	=	3

www.mathfactfluencyplayground.com

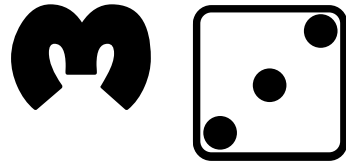
COUNTING ON



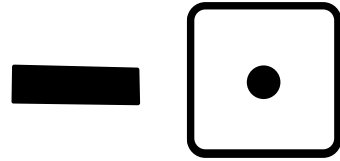
+



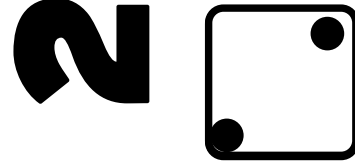
www.mathfactfluencyplayground.com



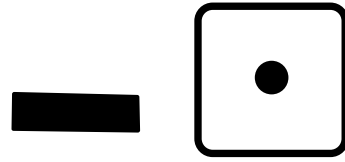
+



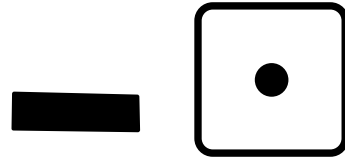
www.mathfactfluencyplayground.com



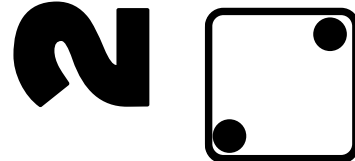
+



www.mathfactfluencyplayground.com

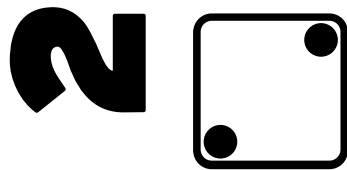


+

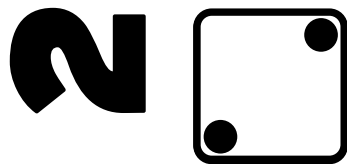


www.mathfactfluencyplayground.com

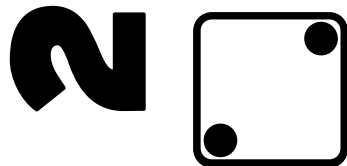
COUNTING ON



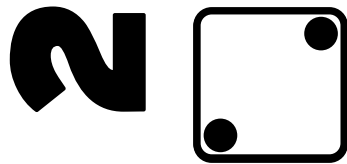
+



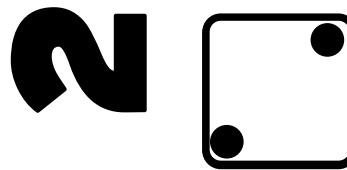
www.mathfactfluencyplayground.com




+



www.mathfactfluencyplayground.com



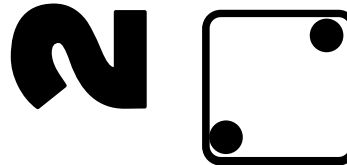
+



www.mathfactfluencyplayground.com



+




www.mathfactfluencyplayground.com

COUNTING ON




3




+

1




www.mathfactfluencyplayground.com

3




+

1




www.mathfactfluencyplayground.com

3




+

2




www.mathfactfluencyplayground.com

3



+

2




www.mathfactfluencyplayground.com

COUNTING ON




3




+

3




www.mathfactfluencyplayground.com

3




+

3




www.mathfactfluencyplayground.com

4




+

1




www.mathfactfluencyplayground.com

1



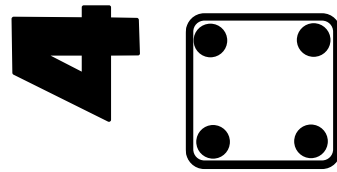
+

4

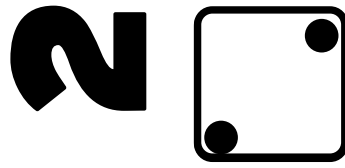


www.mathfactfluencyplayground.com

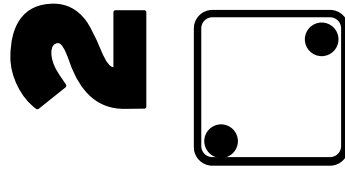
COUNTING ON



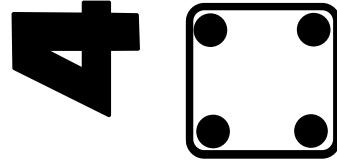
+



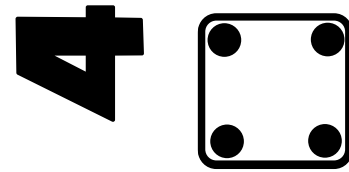
www.mathfactfluencyplayground.com



+



www.mathfactfluencyplayground.com




+



www.mathfactfluencyplayground.com




+




www.mathfactfluencyplayground.com

COUNTING ON



+


1




www.mathfactfluencyplayground.com



+



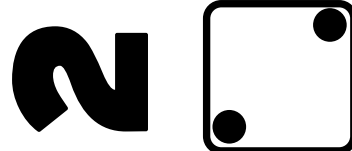
www.mathfactfluencyplayground.com




+



www.mathfactfluencyplayground.com




+

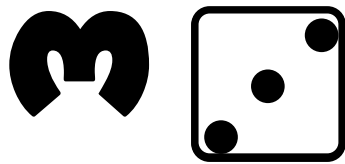


www.mathfactfluencyplayground.com

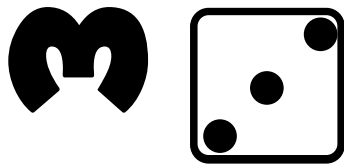
COUNTING ON




+



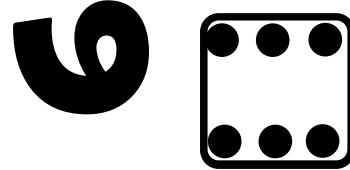
www.mathfactfluencyplayground.com



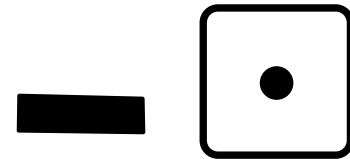
+



www.mathfactfluencyplayground.com



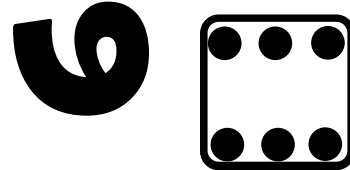
+



www.mathfactfluencyplayground.com

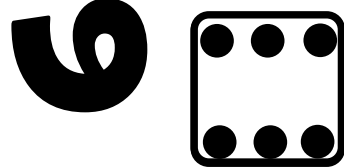


+

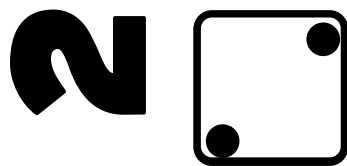


www.mathfactfluencyplayground.com

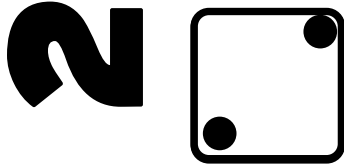
COUNTING ON



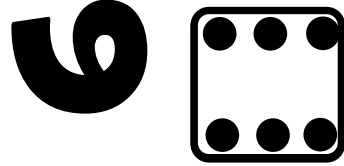
+



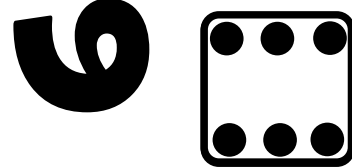
www.mathfactfluencyplayground.com




+




www.mathfactfluencyplayground.com



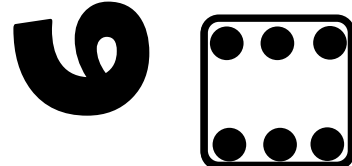
+



www.mathfactfluencyplayground.com



+



www.mathfactfluencyplayground.com

COUNTING ON




7




+

1



www.mathfactfluencyplayground.com

1




+

7




www.mathfactfluencyplayground.com

7




+

2




www.mathfactfluencyplayground.com

2



+

7



www.mathfactfluencyplayground.com

COUNTING ON




7




+

3




www.mathfactfluencyplayground.com

3




+

7




www.mathfactfluencyplayground.com

8




+

1




www.mathfactfluencyplayground.com

1



+

8




www.mathfactfluencyplayground.com

COUNTING ON




8




+

2




www.mathfactfluencyplayground.com

2




+

8




www.mathfactfluencyplayground.com

8




+

3




www.mathfactfluencyplayground.com

3



+

8




www.mathfactfluencyplayground.com

COUNTING ON




9




+

1




www.mathfactfluencyplayground.com

9




+

1




www.mathfactfluencyplayground.com

9




+

2




www.mathfactfluencyplayground.com

9



+

2



www.mathfactfluencyplayground.com



COUNTING ON



9

+

3




www.mathfactfluencyplayground.com

3

+

9



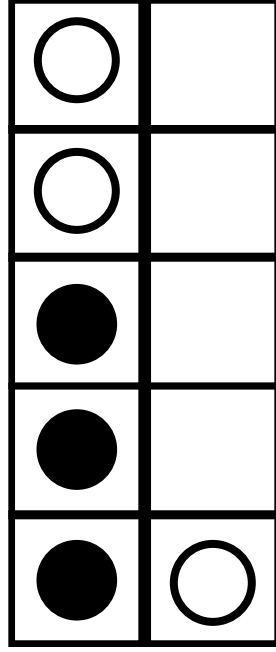
www.mathfactfluencyplayground.com

**ADDING
WITHIN 10
(TEN FRAMES)**

Adding within 10 (Ten Frame)

The facts are modeled in a ten frame so that students can visualize the facts. Students can play a match (cards face up and match) or concentration (cards face down) game. The goal is to find the expression and the sum. Students can also play sum war where they each pull a card and whoever has the highest sum keeps both cards. When all the cards are done, whoever has the most cards wins.

$$3 + 3$$



www.mathfactfluencyplayground.com

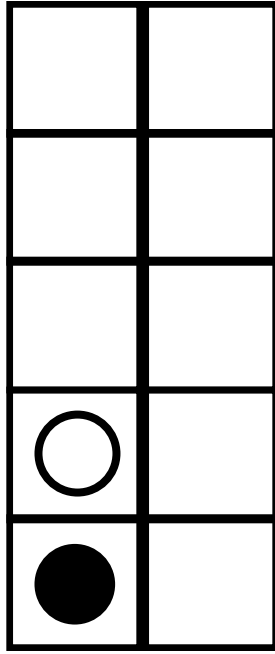
6

www.mathfactfluencyplayground.com

ADDING WITHIN 10 (10 FRAMES)



$$1 + 1$$

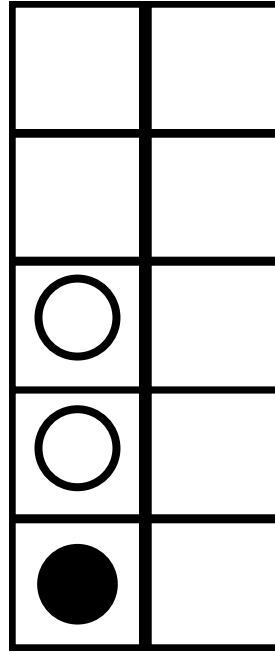


www.mathfactfluencyplayground.com

2

www.mathfactfluencyplayground.com

$$1 + 2$$



www.mathfactfluencyplayground.com

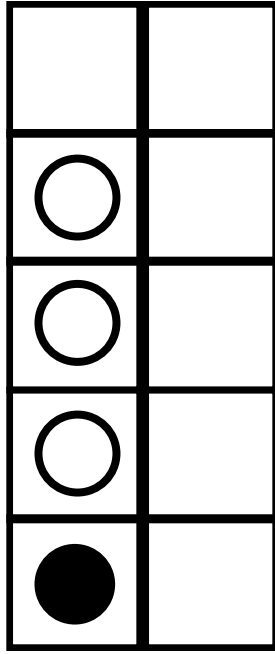
3

www.mathfactfluencyplayground.com

ADDING WITHIN 10 (10 FRAMES)



$$1 + 3$$

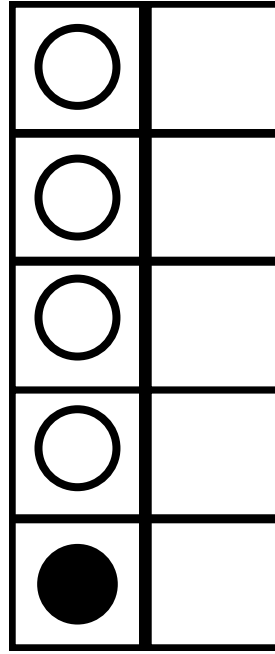


www.mathfactfluencyplayground.com

4

www.mathfactfluencyplayground.com

$$1 + 4$$



www.mathfactfluencyplayground.com

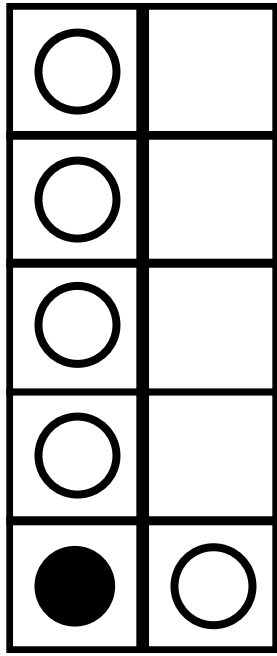
5

www.mathfactfluencyplayground.com

ADDING WITHIN 10 (10 FRAMES)



$$1 + 5$$




www.mathfactfluencyplayground.com

6

www.mathfactfluencyplayground.com

$$1 + 6$$



www.mathfactfluencyplayground.com

7

www.mathfactfluencyplayground.com

ADDING WITHIN 10 (10 FRAMES)



$$1 + 7$$

●	○	○	○	○	○
○	○	○	○		

www.mathfactfluencyplayground.com

8

www.mathfactfluencyplayground.com

$$1 + 8$$

●	○	○	○	○	○
○	○	○	○	○	

www.mathfactfluencyplayground.com


9

www.mathfactfluencyplayground.com

ADDING WITHIN 10 (10 FRAMES)



$$1 + 9$$

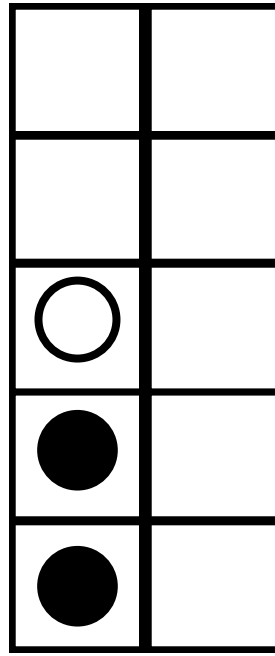


www.mathfactfluencyplayground.com

10

www.mathfactfluencyplayground.com

$$2 + 1$$



www.mathfactfluencyplayground.com

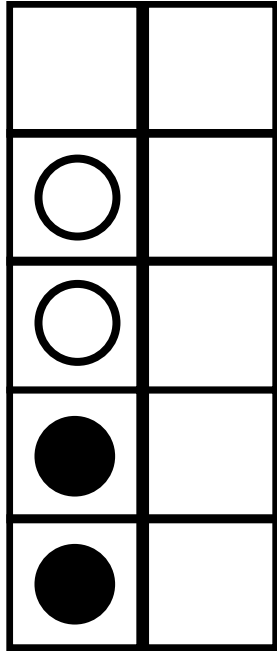
3

www.mathfactfluencyplayground.com

ADDING WITHIN 10 (10 FRAMES)



$$2 + 2$$

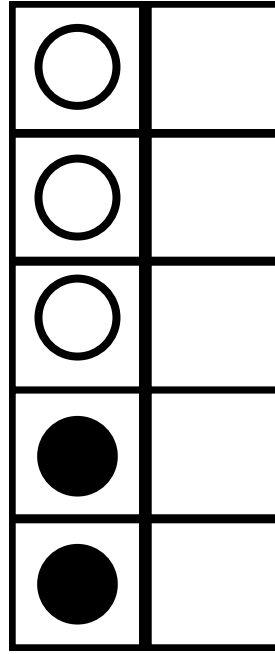


www.mathfactfluencyplayground.com

4

www.mathfactfluencyplayground.com

$$2 + 3$$



www.mathfactfluencyplayground.com

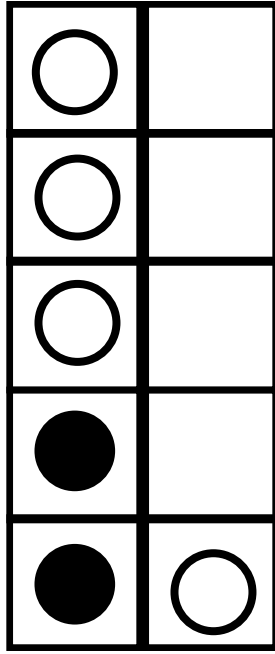
5

www.mathfactfluencyplayground.com

ADDING WITHIN 10 (10 FRAMES)



$$2 + 4$$

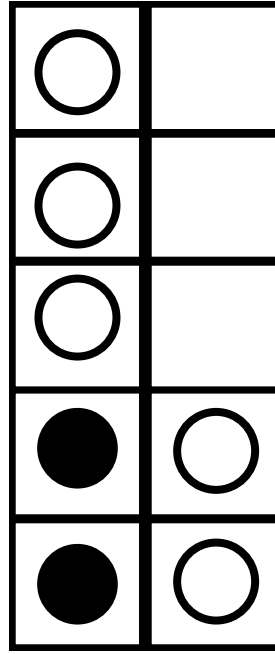


www.mathfactfluencyplayground.com

6

www.mathfactfluencyplayground.com

$$2 + 5$$



www.mathfactfluencyplayground.com

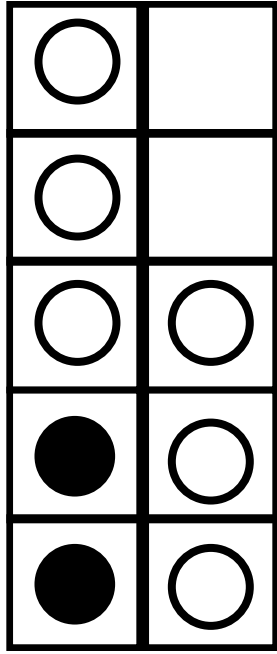
7

www.mathfactfluencyplayground.com

ADDING WITHIN 10 (10 FRAMES)



$$2 + 6$$




www.mathfactfluencyplayground.com

8

www.mathfactfluencyplayground.com

$$2 + 7$$



www.mathfactfluencyplayground.com

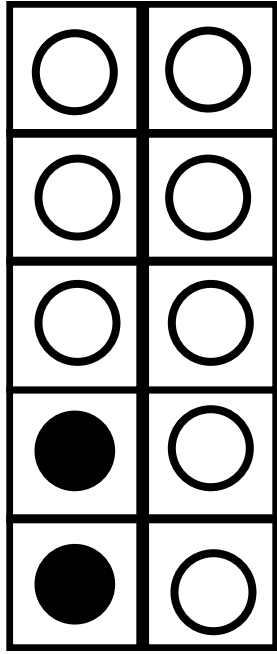
9

www.mathfactfluencyplayground.com

ADDING WITHIN 10 (10 FRAMES)



$$2 + 8$$

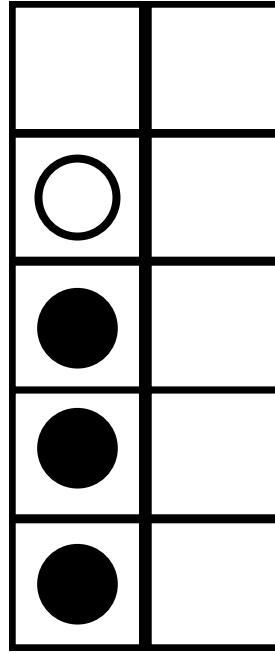


www.mathfactfluencyplayground.com

10

www.mathfactfluencyplayground.com

$$3 + 1$$



www.mathfactfluencyplayground.com

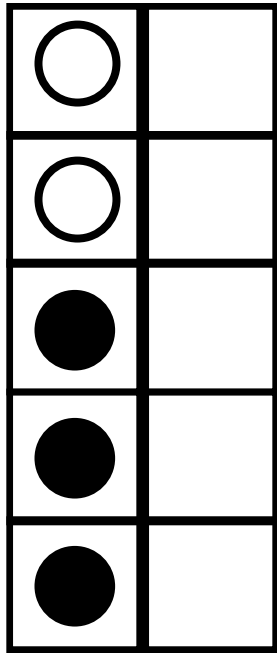
4

www.mathfactfluencyplayground.com

ADDING WITHIN 10 (10 FRAMES)



$$3 + 2$$

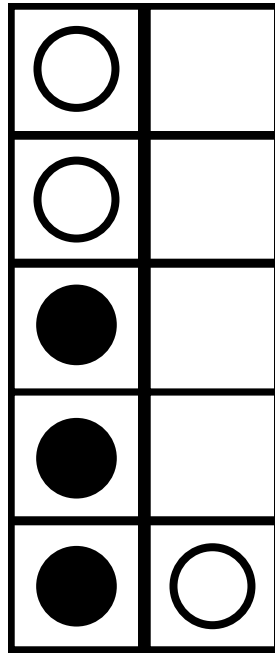


www.mathfactfluencyplayground.com

5

www.mathfactfluencyplayground.com

$$3 + 3$$



www.mathfactfluencyplayground.com

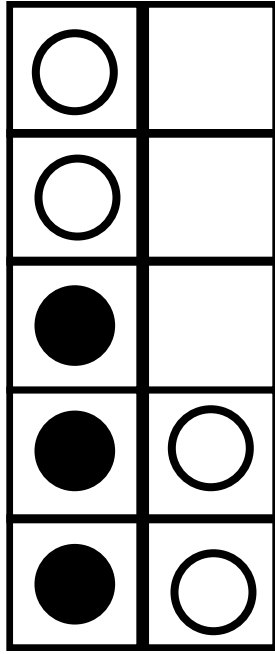
6

www.mathfactfluencyplayground.com

ADDING WITHIN 10 (10 FRAMES)



$$3 + 4$$

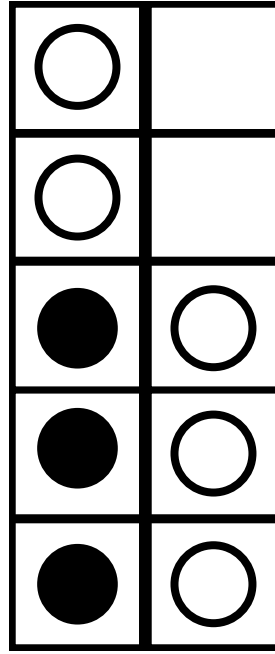


www.mathfactfluencyplayground.com

7

www.mathfactfluencyplayground.com

$$3 + 5$$



www.mathfactfluencyplayground.com


8

www.mathfactfluencyplayground.com

ADDING WITHIN 10 (10 FRAMES)



$$3 + 6$$




www.mathfactfluencyplayground.com

9

www.mathfactfluencyplayground.com

$$3 + 7$$



www.mathfactfluencyplayground.com

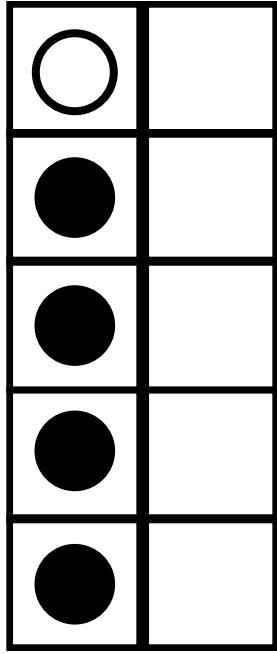
10

www.mathfactfluencyplayground.com

ADDING WITHIN 10 (10 FRAMES)



$$4 + 1$$

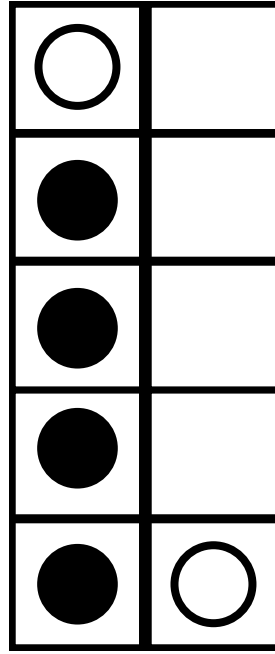


www.mathfactfluencyplayground.com

5

www.mathfactfluencyplayground.com

$$4 + 2$$



www.mathfactfluencyplayground.com

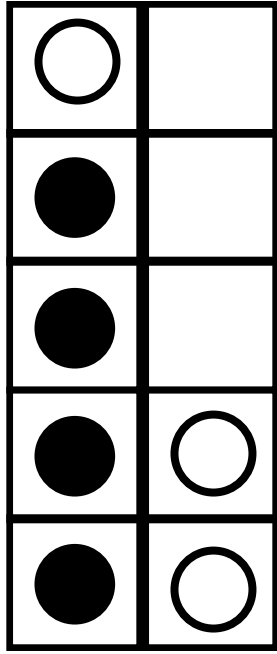
6

www.mathfactfluencyplayground.com

ADDING WITHIN 10 (10 FRAMES)



$$4 + 3$$

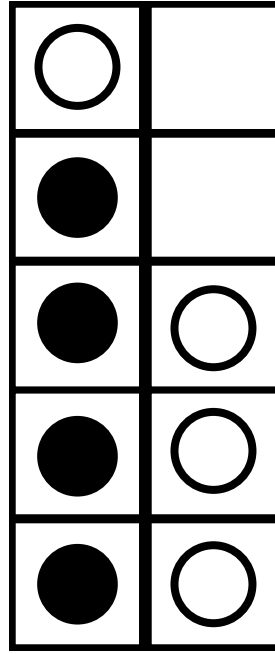


www.mathfactfluencyplayground.com

7

www.mathfactfluencyplayground.com

$$4 + 4$$



www.mathfactfluencyplayground.com


8

www.mathfactfluencyplayground.com

ADDING WITHIN 10 (10 FRAMES)



$$4 + 5$$




www.mathfactfluencyplayground.com

9

www.mathfactfluencyplayground.com

$$4 + 6$$



www.mathfactfluencyplayground.com


10

www.mathfactfluencyplayground.com

ADDING WITHIN 10 (10 FRAMES)



$$5 + 1$$

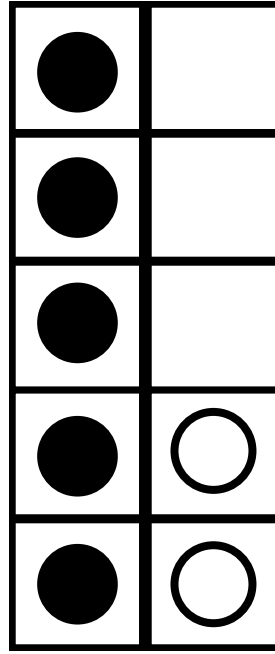


www.mathfactfluencyplayground.com

6

www.mathfactfluencyplayground.com

$$5 + 2$$



www.mathfactfluencyplayground.com

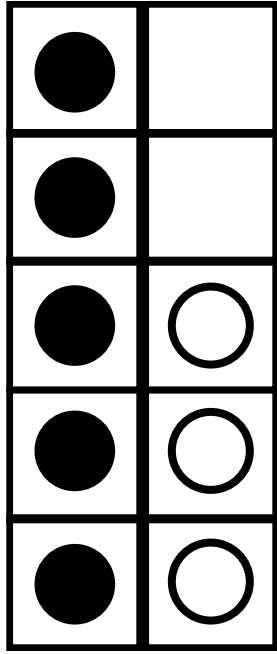
7

www.mathfactfluencyplayground.com

ADDING WITHIN 10 (10 FRAMES)



$$5 + 3$$




www.mathfactfluencyplayground.com

8

www.mathfactfluencyplayground.com

$$5 + 4$$



www.mathfactfluencyplayground.com


9

www.mathfactfluencyplayground.com

ADDING WITHIN 10 (10 FRAMES)



$$5 + 5$$

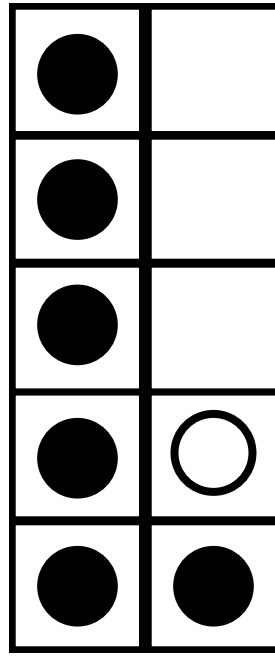


www.mathfactfluencyplayground.com

10

www.mathfactfluencyplayground.com

$$6 + 1$$



www.mathfactfluencyplayground.com


7

www.mathfactfluencyplayground.com

ADDING WITHIN 10 (10 FRAMES)



$$6 + 2$$




www.mathfactfluencyplayground.com

8

www.mathfactfluencyplayground.com

$$6 + 3$$



www.mathfactfluencyplayground.com


9

www.mathfactfluencyplayground.com

ADDING WITHIN 10 (10 FRAMES)



$$6 + 4$$




www.mathfactfluencyplayground.com

10

www.mathfactfluencyplayground.com

$$7 + 1$$



www.mathfactfluencyplayground.com


8

www.mathfactfluencyplayground.com

ADDING WITHIN 10 (10 FRAMES)



$$7 + 2$$




www.mathfactfluencyplayground.com

9

www.mathfactfluencyplayground.com

$$7 + 3$$



www.mathfactfluencyplayground.com


10

www.mathfactfluencyplayground.com

ADDING WITHIN 10 (10 FRAMES)



$$8 + 1$$




www.mathfactfluencyplayground.com

9

www.mathfactfluencyplayground.com

$$8 + 2$$



www.mathfactfluencyplayground.com


10

www.mathfactfluencyplayground.com

ADDING WITHIN 10 (10 FRAMES)



$$9 + 1$$




www.mathfactfluencyplayground.com

10

www.mathfactfluencyplayground.com

$$10 + 0$$



www.mathfactfluencyplayground.com

10

www.mathfactfluencyplayground.com

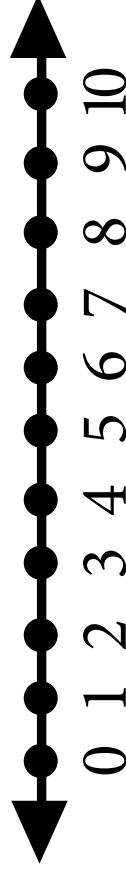
**MISSING
NUMBERS TO 10
(NUMBER LINE)**

Missing Numbers to 10

Missing Number Flashcards help students to work on thinking about and finding the missing number. We have scaffolded these flashcards with a number line to help students find the missing number by counting up. They could also count back.

*Look for doubles and make ten facts first

$$3 + ? = 10$$



www.mathfactfluencyplayground.com

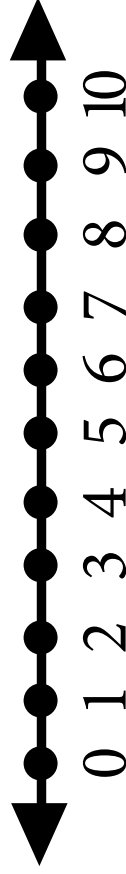
7

www.mathfactfluencyplayground.com

MISSING NUMBERS TO 10



$$4 + ? = 8$$



www.mathfactfluencyplayground.com

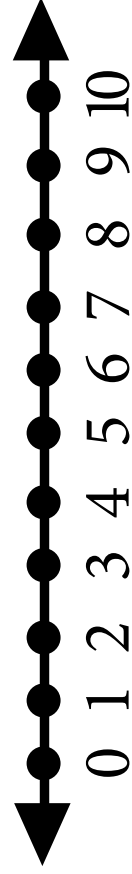
4

www.mathfactfluencyplayground.com



***Look for doubles and make ten facts first**

$$4 + ? = 7$$



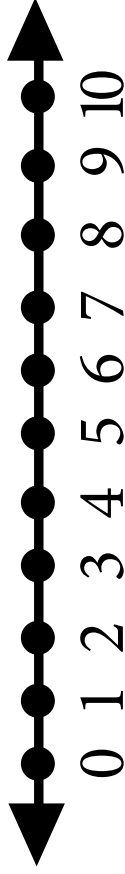
www.mathfactfluencyplayground.com

3

www.mathfactfluencyplayground.com

MISSING NUMBERS TO 10

$$8 + ? = 10$$



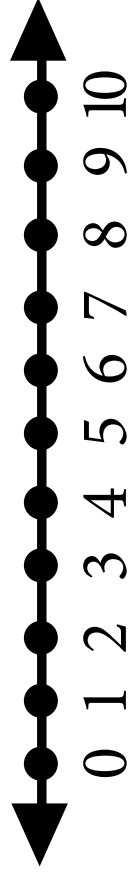
www.mathfactfluencyplayground.com

2

www.mathfactfluencyplayground.com

***Look for doubles and make ten facts first**

$$2 + ? = 6$$



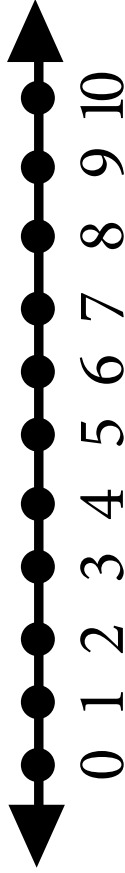
www.mathfactfluencyplayground.com

4

www.mathfactfluencyplayground.com

MISSING NUMBERS TO 10

$$1 + ? = 4$$



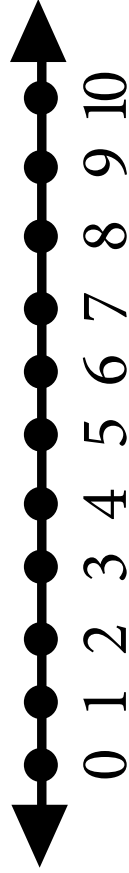
www.mathfactfluencyplayground.com

3

www.mathfactfluencyplayground.com

***Look for doubles and make ten facts first**

$$2 + ? = 5$$



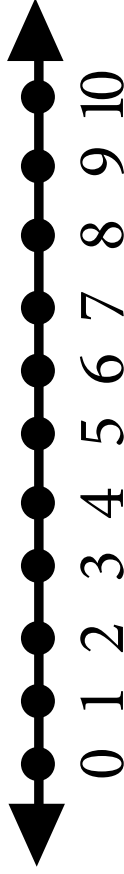
www.mathfactfluencyplayground.com

3

www.mathfactfluencyplayground.com

MISSING NUMBERS TO 10

$$7 + ? = 9$$



0 1 2 3 4 5 6 7 8 9 10

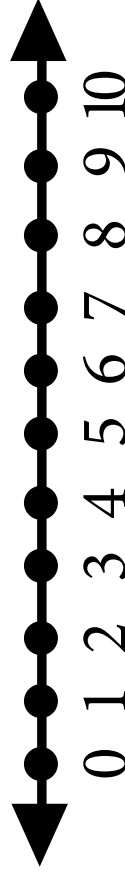
www.mathfactfluencyplayground.com

2

www.mathfactfluencyplayground.com

***Look for doubles and make ten facts first**

$$6 + ? = 10$$



0 1 2 3 4 5 6 7 8 9 10

www.mathfactfluencyplayground.com

4

www.mathfactfluencyplayground.com

MISSING NUMBERS TO 10

$$2 + ? = 8$$



0 1 2 3 4 5 6 7 8 9 10

www.mathfactfluencyplayground.com

6

www.mathfactfluencyplayground.com

***Look for doubles and make ten facts first**

$$5 + ? = 10$$



0 1 2 3 4 5 6 7 8 9 10

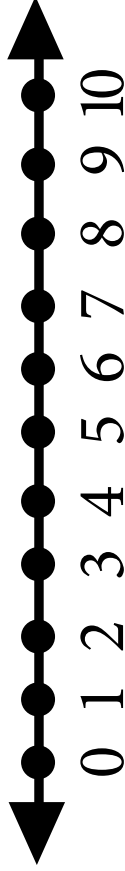
www.mathfactfluencyplayground.com

5

www.mathfactfluencyplayground.com

MISSING NUMBERS TO 10

$$3 + ? = 6$$



0 1 2 3 4 5 6 7 8 9 10

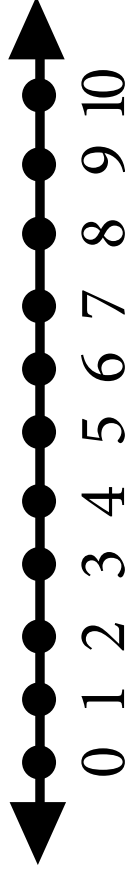
www.mathfactfluencyplayground.com

3

www.mathfactfluencyplayground.com

***Look for doubles and make ten facts first**

$$5 + ? = 7$$



0 1 2 3 4 5 6 7 8 9 10

www.mathfactfluencyplayground.com

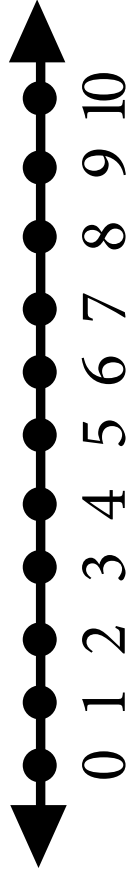
2

www.mathfactfluencyplayground.com

MISSING NUMBERS TO 10



$$2 + ? = 4$$



www.mathfactfluencyplayground.com

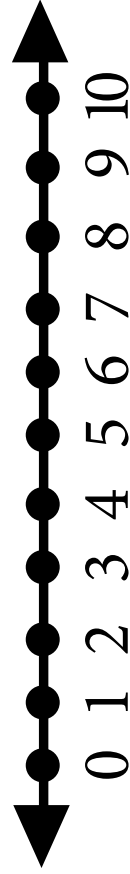
www.mathfactfluencyplayground.com

2



***Look for doubles and make ten facts first**

$$4 + ? = 5$$



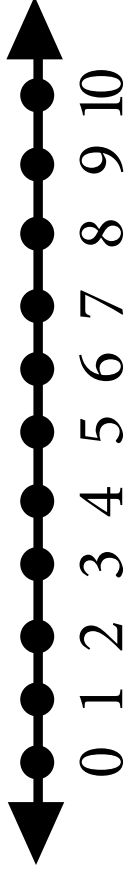
www.mathfactfluencyplayground.com

www.mathfactfluencyplayground.com

1

MISSING NUMBERS TO 10

$$3 + ? = 4$$



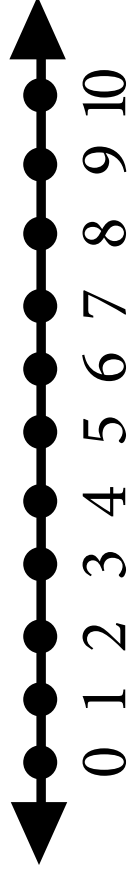
www.mathfactfluencyplayground.com

1

www.mathfactfluencyplayground.com

***Look for doubles and make ten facts first**

$$4 + ? = 6$$



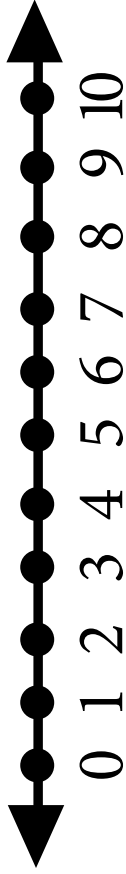
www.mathfactfluencyplayground.com

2

www.mathfactfluencyplayground.com

MISSING NUMBERS TO 10

$$3 + ? = 5$$



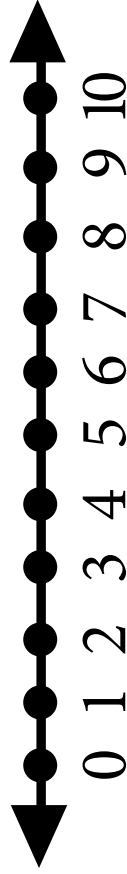
www.mathfactfluencyplayground.com

2

www.mathfactfluencyplayground.com

***Look for doubles and make ten facts first**

$$2 + ? = 9$$



www.mathfactfluencyplayground.com

7

www.mathfactfluencyplayground.com

MISSING NUMBERS TO 10

$$5 + ? = 8$$



0 1 2 3 4 5 6 7 8 9 10

www.mathfactfluencyplayground.com

3

www.mathfactfluencyplayground.com

***Look for doubles and make ten facts first**

$$3 + ? = 9$$



0 1 2 3 4 5 6 7 8 9 10

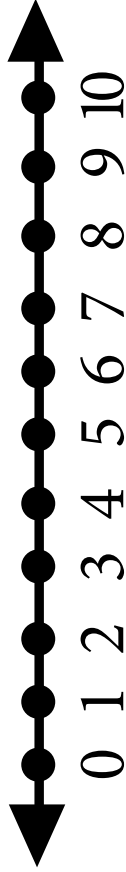
www.mathfactfluencyplayground.com

6

www.mathfactfluencyplayground.com

MISSING NUMBERS TO 10

$$2 + ? = 10$$



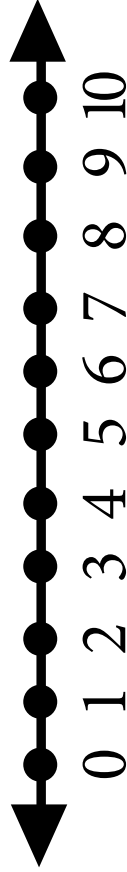
www.mathfactfluencyplayground.com

8

www.mathfactfluencyplayground.com

***Look for doubles and make ten facts first**

$$4 + ? = 10$$



www.mathfactfluencyplayground.com

6

www.mathfactfluencyplayground.com

MISSING NUMBERS TO 10

$$3 + ? = 7$$



0 1 2 3 4 5 6 7 8 9 10

www.mathfactfluencyplayground.com

4

www.mathfactfluencyplayground.com

***Look for doubles and make ten facts first**

$$1 + ? = 5$$



0 1 2 3 4 5 6 7 8 9 10

www.mathfactfluencyplayground.com

4

www.mathfactfluencyplayground.com

MISSING NUMBERS TO 10



$$6 + ? = 9$$



0 1 2 3 4 5 6 7 8 9 10

www.mathfactfluencyplayground.com

www.mathfactfluencyplayground.com

3



***Look for doubles and make ten facts first**

$$3 + ? = 8$$



0 1 2 3 4 5 6 7 8 9 10

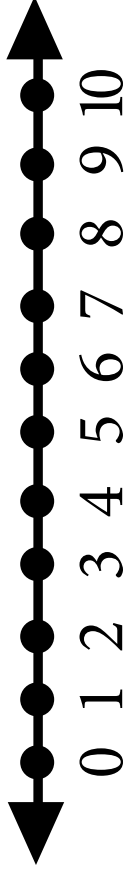
www.mathfactfluencyplayground.com

www.mathfactfluencyplayground.com

5

MISSING NUMBERS TO 10

$$1 + ? = 1$$



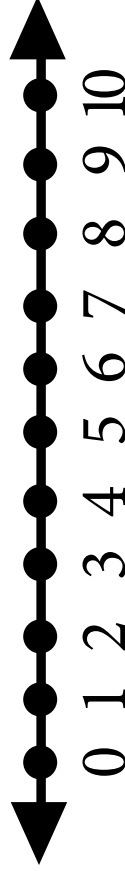
www.mathfactfluencyplayground.com

0

www.mathfactfluencyplayground.com

***Look for doubles and make ten facts first**

$$7 + ? = 10$$



www.mathfactfluencyplayground.com

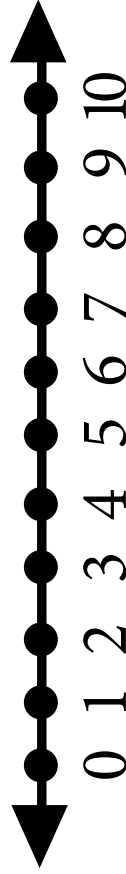
3

www.mathfactfluencyplayground.com

MISSING NUMBERS TO 10




$$5 + ? = 5$$



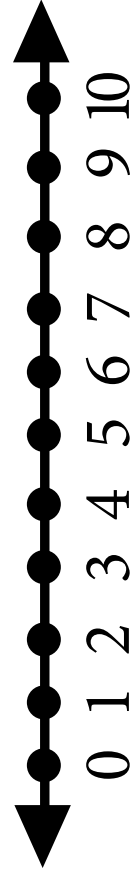
www.mathfactfluencyplayground.com

www.mathfactfluencyplayground.com



***Look for doubles and make ten facts first**

$$1 + ? = 2$$



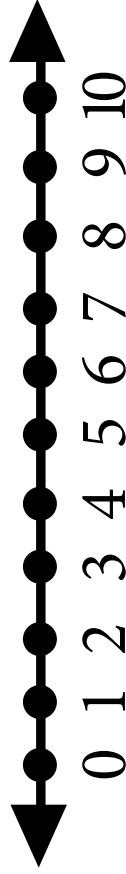
www.mathfactfluencyplayground.com

www.mathfactfluencyplayground.com



MISSING NUMBERS TO 10

$$6 + ? = 8$$



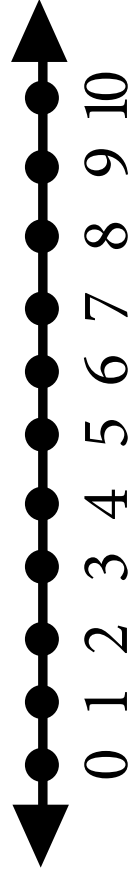
www.mathfactfluencyplayground.com

2

www.mathfactfluencyplayground.com

***Look for doubles and make ten facts first**

$$0 + ? = 5$$



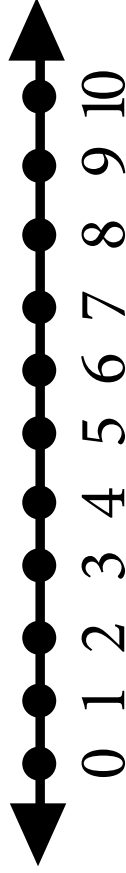
www.mathfactfluencyplayground.com

5

www.mathfactfluencyplayground.com

MISSING NUMBERS TO 10

$$0 + ? = 0$$



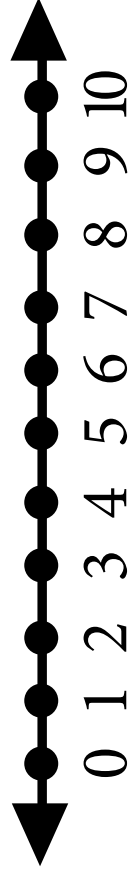
www.mathfactfluencyplayground.com

0

www.mathfactfluencyplayground.com

***Look for doubles and make ten facts first**

$$1 + ? = 3$$



www.mathfactfluencyplayground.com

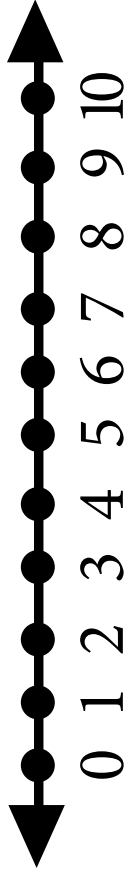
2

www.mathfactfluencyplayground.com

MISSING NUMBERS TO 10



$$0 + ? = 1$$



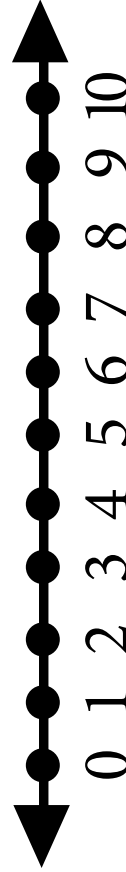
www.mathfactfluencyplayground.com

www.mathfactfluencyplayground.com



***Look for doubles and make ten facts first**

$$2 + ? = 3$$



www.mathfactfluencyplayground.com

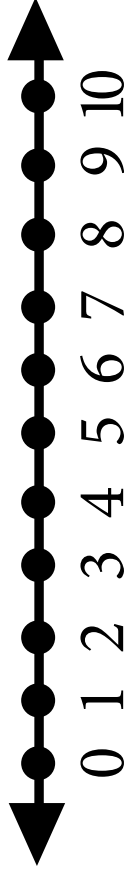
www.mathfactfluencyplayground.com



MISSING NUMBERS TO 10



$$2 + ? = 7$$



www.mathfactfluencyplayground.com

5

www.mathfactfluencyplayground.com

SIGN LANGUAGE
ADD WITHIN 10

Sign Language Add within 10

With these cards students can practice adding in sign language. They will have to be taught the number representations.

5

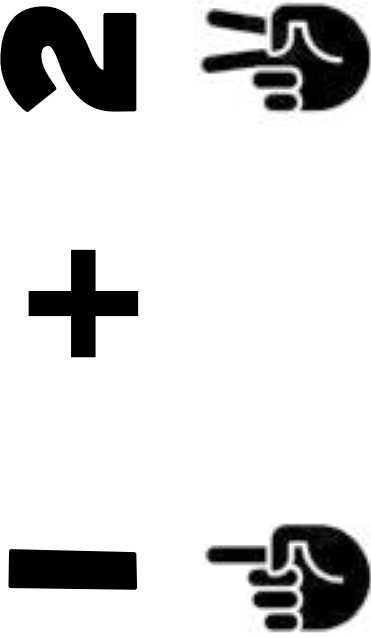
+

5



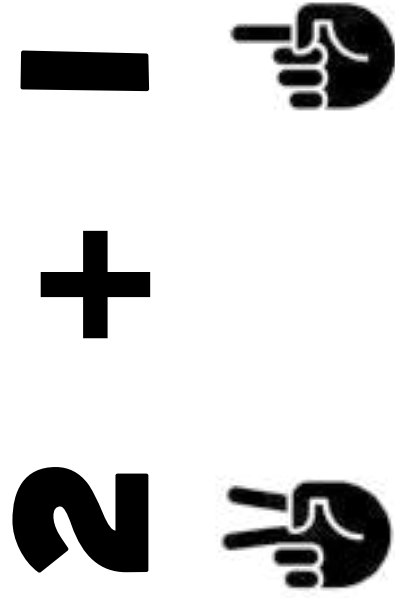
10

Sign Language Addition



www.mathfactfluencyplayground.com

www.mathfactfluencyplayground.com



www.mathfactfluencyplayground.com

www.mathfactfluencyplayground.com

Sign Language Addition

1



+

3



www.mathfactfluencyplayground.com

4

www.mathfactfluencyplayground.com

3



+

1



www.mathfactfluencyplayground.com

4

www.mathfactfluencyplayground.com

Sign Language Addition

1

+

4



www.mathfactfluencyplayground.com

www.mathfactfluencyplayground.com

5

4

+

1



www.mathfactfluencyplayground.com

www.mathfactfluencyplayground.com

5

Sign Language Addition



2

+

2



www.mathfactfluencyplayground.com

4

www.mathfactfluencyplayground.com



1

+

1



www.mathfactfluencyplayground.com

2

www.mathfactfluencyplayground.com

Sign Language Addition

3



2



+

www.mathfactfluencyplayground.com

5

www.mathfactfluencyplayground.com

2



+

3



www.mathfactfluencyplayground.com

5

www.mathfactfluencyplayground.com

Sign Language Addition



2



+

4



www.mathfactfluencyplayground.com

6

www.mathfactfluencyplayground.com



4



+

2



www.mathfactfluencyplayground.com

6

www.mathfactfluencyplayground.com

Sign Language Addition

2

+

5



www.mathfactfluencyplayground.com

7

www.mathfactfluencyplayground.com

5

+

2



www.mathfactfluencyplayground.com

7

www.mathfactfluencyplayground.com

Sign Language Addition

3

+

7



www.mathfactfluencyplayground.com

10

www.mathfactfluencyplayground.com

7

+

3




www.mathfactfluencyplayground.com


10

www.mathfactfluencyplayground.com


Sign Language Addition




www.mathfactfluencyplayground.com



www.mathfactfluencyplayground.com



www.mathfactfluencyplayground.com



www.mathfactfluencyplayground.com

Sign Language Addition



2



+

6



www.mathfactfluencyplayground.com

8

www.mathfactfluencyplayground.com



6



+

2



www.mathfactfluencyplayground.com

8

www.mathfactfluencyplayground.com

Sign Language Addition



2



+

8



www.mathfactfluencyplayground.com

10

www.mathfactfluencyplayground.com



8



+

2



www.mathfactfluencyplayground.com

10

www.mathfactfluencyplayground.com

Sign Language Addition

3



+

4



www.mathfactfluencyplayground.com

7

www.mathfactfluencyplayground.com

4



+

3



www.mathfactfluencyplayground.com

7

www.mathfactfluencyplayground.com

Sign Language Addition

3



3



+

www.mathfactfluencyplayground.com

6

www.mathfactfluencyplayground.com

4



4



+

www.mathfactfluencyplayground.com

8

www.mathfactfluencyplayground.com

Sign Language Addition



3



+

5



www.mathfactfluencyplayground.com

8

www.mathfactfluencyplayground.com



5



+

3



www.mathfactfluencyplayground.com



8

www.mathfactfluencyplayground.com

Sign Language Addition



3 + 6



www.mathfactfluencyplayground.com

9

www.mathfactfluencyplayground.com



6 + 3


 

www.mathfactfluencyplayground.com


9

www.mathfactfluencyplayground.com


Sign Language Addition




www.mathfactfluencyplayground.com



www.mathfactfluencyplayground.com



www.mathfactfluencyplayground.com



www.mathfactfluencyplayground.com

**ADDING
WITHIN 10
(TRADITIONAL)**

Adding within 10 (Traditional)

With these cards students will work on adding within 10. It is important to relate the “turn around facts” to each other. The cards are made to be used front to back. With these cards we are also working on the “turn around facts.” Students need to learn the properties from the very beginning.

3

+

1

1

+

3

ADDING WITHIN 10 (TRADITIONAL) ✂

$$1 + 1$$

www.mathfactfluencyplayground.com

$$1 + 1$$

www.mathfactfluencyplayground.com

$$1 + 2$$

www.mathfactfluencyplayground.com

$$2 + 1$$

www.mathfactfluencyplayground.com

ADDING WITHIN 10 (TRADITIONAL) ✂

$$1 + 3$$

www.mathfactfluencyplayground.com

$$3 + 1$$

www.mathfactfluencyplayground.com

$$1 + 4$$

www.mathfactfluencyplayground.com

$$4 + 1$$

www.mathfactfluencyplayground.com

ADDING WITHIN 10 (TRADITIONAL) ✂

1

+

5

www.mathfactfluencyplayground.com

5

+

1

www.mathfactfluencyplayground.com

1

+

6

www.mathfactfluencyplayground.com

6

+

1

www.mathfactfluencyplayground.com

ADDING WITHIN 10 (TRADITIONAL) ✂

$$1 + 7$$

www.mathfactfluencyplayground.com

$$7 + 1$$

www.mathfactfluencyplayground.com

$$1 + 8$$

www.mathfactfluencyplayground.com

$$8 + 1$$

www.mathfactfluencyplayground.com

ADDING WITHIN 10 (TRADITIONAL) ✂

$$1 + 9$$

www.mathfactfluencyplayground.com

$$9 + 1$$

www.mathfactfluencyplayground.com

$$2 + 1$$

www.mathfactfluencyplayground.com

$$1 + 2$$

www.mathfactfluencyplayground.com

ADDING WITHIN 10 (TRADITIONAL) ✂

2

+

2

www.mathfactfluencyplayground.com

2

+

2

www.mathfactfluencyplayground.com

2

+

3

www.mathfactfluencyplayground.com

3

+

2

www.mathfactfluencyplayground.com

ADDING WITHIN 10 (TRADITIONAL) ✂

2

+

4

www.mathfactfluencyplayground.com

4

+

2

www.mathfactfluencyplayground.com

2

+

5

www.mathfactfluencyplayground.com

5

+

2

www.mathfactfluencyplayground.com

ADDING WITHIN 10 (TRADITIONAL) ✂

2

+

6

www.mathfactfluencyplayground.com

6

+

2

www.mathfactfluencyplayground.com

2

+

7

www.mathfactfluencyplayground.com

7

+

2

www.mathfactfluencyplayground.com

ADDING WITHIN 10 (TRADITIONAL) ✂

2

+

8

www.mathfactfluencyplayground.com

8

+

2

www.mathfactfluencyplayground.com

3

+

1

www.mathfactfluencyplayground.com

1

+

3

www.mathfactfluencyplayground.com

ADDING WITHIN 10 (TRADITIONAL) ✂

3

+

2

www.mathfactfluencyplayground.com

2

+

3

www.mathfactfluencyplayground.com

3

+

3

www.mathfactfluencyplayground.com

3

+

3

www.mathfactfluencyplayground.com

ADDING WITHIN 10 (TRADITIONAL) ✂

3

+

4

www.mathfactfluencyplayground.com

4

+

3

www.mathfactfluencyplayground.com

3

+

5

www.mathfactfluencyplayground.com

5

+

3

www.mathfactfluencyplayground.com

ADDING WITHIN 10 (TRADITIONAL) ✂

3

+

6

www.mathfactfluencyplayground.com

6

+

3

www.mathfactfluencyplayground.com

3

+

7

www.mathfactfluencyplayground.com

7

+

3

www.mathfactfluencyplayground.com

ADDING WITHIN 10 (TRADITIONAL) ✂

4

+

1

www.mathfactfluencyplayground.com

1

+

4

www.mathfactfluencyplayground.com

4

+

2

www.mathfactfluencyplayground.com

2

+

4

www.mathfactfluencyplayground.com

ADDING WITHIN 10 (TRADITIONAL) ✂

$$4 + 3$$

$$3 + 3$$

$$3 + 4$$

www.mathfactfluencyplayground.com

www.mathfactfluencyplayground.com

$$4 + 4$$

$$4 + 4$$

$$4 + 4$$

www.mathfactfluencyplayground.com

www.mathfactfluencyplayground.com

ADDING WITHIN 10 (TRADITIONAL) ✂

4

+

5

www.mathfactfluencyplayground.com

5

+

4

www.mathfactfluencyplayground.com

4

+

6

www.mathfactfluencyplayground.com

6

+

4

www.mathfactfluencyplayground.com

ADDING WITHIN 10 (TRADITIONAL) ✂

5

+

1

www.mathfactfluencyplayground.com

1

+

5

www.mathfactfluencyplayground.com

5

+

2

www.mathfactfluencyplayground.com

2

+

5

www.mathfactfluencyplayground.com

ADDING WITHIN 10 (TRADITIONAL) ✂

5

+

3

www.mathfactfluencyplayground.com

3

+

5

www.mathfactfluencyplayground.com

5

+

4

www.mathfactfluencyplayground.com

4

+

5

www.mathfactfluencyplayground.com

ADDING WITHIN 10 (TRADITIONAL) ✂

5

+

5

www.mathfactfluencyplayground.com

5

+

5

www.mathfactfluencyplayground.com

6

+

1

www.mathfactfluencyplayground.com

1

+

6

www.mathfactfluencyplayground.com

ADDING WITHIN 10 (TRADITIONAL) ✂

6

+

2

www.mathfactfluencyplayground.com

2

+

6

www.mathfactfluencyplayground.com

6

+

3

www.mathfactfluencyplayground.com

3

+

6

www.mathfactfluencyplayground.com

ADDING WITHIN 10 (TRADITIONAL) ✂

$$6 + 4 = 10$$

www.mathfactfluencyplayground.com

www.mathfactfluencyplayground.com

$$7 + 3 = 10$$

www.mathfactfluencyplayground.com

www.mathfactfluencyplayground.com

ADDING WITHIN 10 (TRADITIONAL) ✂

7

+

2

www.mathfactfluencyplayground.com

2

+

7

www.mathfactfluencyplayground.com

7

+

3

www.mathfactfluencyplayground.com

3

+

7

www.mathfactfluencyplayground.com

ADDING WITHIN 10 (TRADITIONAL) ✂

8

+

1

1

8

+

www.mathfactfluencyplayground.com

www.mathfactfluencyplayground.com

8

+

2

2

8

+

www.mathfactfluencyplayground.com

www.mathfactfluencyplayground.com

ADDING WITHIN 10 (TRADITIONAL) ✂

9

+

1

www.mathfactfluencyplayground.com

1

+

9

www.mathfactfluencyplayground.com

10

+

0

www.mathfactfluencyplayground.com

0

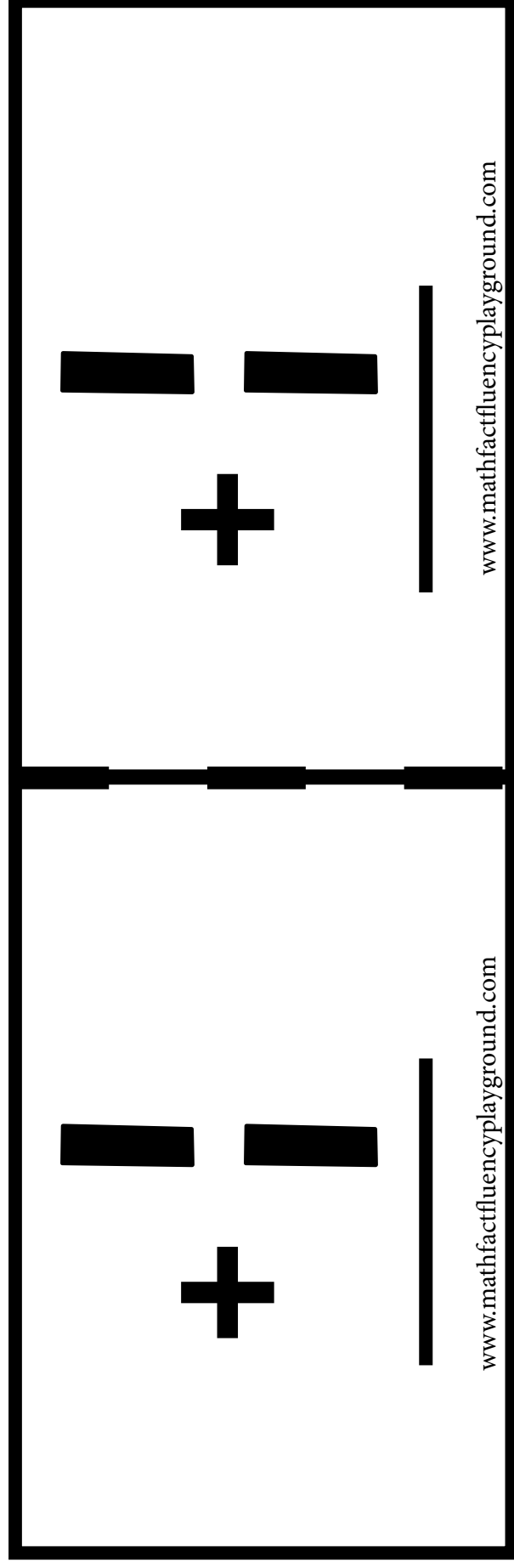
+

10

www.mathfactfluencyplayground.com

**ADDING
WITHIN 10
(VERTICAL)**

Adding within 10 (Vertical)
With these cards students will work on adding within 10. It is important to relate the “turn around facts” to each other. The cards are made to be used front to back. Students need to see the turn around facts. They should learn to think about properties from the beginning.



ADDING WITHIN 10 (VERTICAL)



$$\begin{array}{r} 1 \\ + \\ 1 \\ \hline \end{array}$$

www.mathfactfluencyplayground.com

$$\begin{array}{r} 1 \\ + \\ 1 \\ \hline \end{array}$$

www.mathfactfluencyplayground.com

$$\begin{array}{r} 1 \\ + \\ 2 \\ \hline \end{array}$$

www.mathfactfluencyplayground.com

$$\begin{array}{r} 2 \\ + \\ 1 \\ \hline \end{array}$$

www.mathfactfluencyplayground.com

ADDING WITHIN 10 (VERTICAL)



$$\begin{array}{r} 1 \\ + 3 \\ \hline \end{array}$$

www.mathfactfluencyplayground.com

$$\begin{array}{r} 3 \\ + 1 \\ \hline \end{array}$$

www.mathfactfluencyplayground.com

$$\begin{array}{r} 1 \\ + 4 \\ \hline \end{array}$$

www.mathfactfluencyplayground.com

$$\begin{array}{r} 4 \\ + 1 \\ \hline \end{array}$$

www.mathfactfluencyplayground.com

ADDING WITHIN 10 (VERTICAL)



$$\begin{array}{r} 1 \\ + 5 \\ \hline \end{array}$$

www.mathfactfluencyplayground.com

$$\begin{array}{r} 5 \\ + 1 \\ \hline \end{array}$$

www.mathfactfluencyplayground.com

$$\begin{array}{r} 1 \\ + 6 \\ \hline \end{array}$$

www.mathfactfluencyplayground.com

$$\begin{array}{r} 6 \\ + 1 \\ \hline \end{array}$$

www.mathfactfluencyplayground.com

ADDING WITHIN 10 (VERTICAL)



$$\begin{array}{r} 1 \\ + 7 \\ \hline \end{array}$$

www.mathfactfluencyplayground.com

$$\begin{array}{r} 7 \\ + 1 \\ \hline \end{array}$$

www.mathfactfluencyplayground.com

$$\begin{array}{r} 1 \\ + 8 \\ \hline \end{array}$$

www.mathfactfluencyplayground.com

$$\begin{array}{r} 8 \\ + 1 \\ \hline \end{array}$$

www.mathfactfluencyplayground.com

ADDING WITHIN 10 (VERTICAL)



$$\begin{array}{r} 1 \\ + 9 \\ \hline \end{array}$$

www.mathfactfluencyplayground.com

$$\begin{array}{r} 9 \\ + 1 \\ \hline \end{array}$$

www.mathfactfluencyplayground.com

$$\begin{array}{r} 2 \\ + 1 \\ \hline \end{array}$$

www.mathfactfluencyplayground.com

$$\begin{array}{r} 1 \\ + 2 \\ \hline \end{array}$$

www.mathfactfluencyplayground.com

ADDING WITHIN 10 (VERTICAL)



$$\begin{array}{r} 2 \\ + 2 \\ \hline \end{array}$$

www.mathfactfluencyplayground.com

$$\begin{array}{r} 2 \\ + 2 \\ \hline \end{array}$$

www.mathfactfluencyplayground.com

$$\begin{array}{r} 2 \\ + 3 \\ \hline \end{array}$$

www.mathfactfluencyplayground.com

$$\begin{array}{r} 3 \\ + 2 \\ \hline \end{array}$$

www.mathfactfluencyplayground.com

ADDING WITHIN 10 (VERTICAL)



$$\begin{array}{r} 2 \\ + 4 \\ \hline \end{array}$$

www.mathfactfluencyplayground.com

$$\begin{array}{r} 4 \\ + 2 \\ \hline \end{array}$$

www.mathfactfluencyplayground.com

$$\begin{array}{r} 2 \\ + 5 \\ \hline \end{array}$$

www.mathfactfluencyplayground.com

$$\begin{array}{r} 5 \\ + 2 \\ \hline \end{array}$$

www.mathfactfluencyplayground.com

ADDING WITHIN 10 (VERTICAL)



$$\begin{array}{r} 2 \\ + 6 \\ \hline \end{array}$$

www.mathfactfluencyplayground.com

$$\begin{array}{r} 6 \\ + 2 \\ \hline \end{array}$$

www.mathfactfluencyplayground.com

$$\begin{array}{r} 2 \\ + 7 \\ \hline \end{array}$$

www.mathfactfluencyplayground.com

$$\begin{array}{r} 7 \\ + 2 \\ \hline \end{array}$$

www.mathfactfluencyplayground.com

ADDING WITHIN 10 (VERTICAL)



$$\begin{array}{r} 2 \\ + 8 \\ \hline \end{array}$$

www.mathfactfluencyplayground.com

$$\begin{array}{r} 8 \\ + 2 \\ \hline \end{array}$$

www.mathfactfluencyplayground.com

$$\begin{array}{r} 3 \\ + 1 \\ \hline \end{array}$$

www.mathfactfluencyplayground.com

$$\begin{array}{r} 1 \\ + 3 \\ \hline \end{array}$$

www.mathfactfluencyplayground.com

ADDING WITHIN 10 (VERTICAL)



$$\begin{array}{r} 3 \\ + 2 \\ \hline \end{array}$$

www.mathfactfluencyplayground.com

$$\begin{array}{r} 2 \\ + 3 \\ \hline \end{array}$$

www.mathfactfluencyplayground.com

$$\begin{array}{r} 3 \\ + 3 \\ \hline \end{array}$$

www.mathfactfluencyplayground.com

$$\begin{array}{r} 3 \\ + 3 \\ \hline \end{array}$$

www.mathfactfluencyplayground.com

ADDING WITHIN 10 (VERTICAL)



$$\begin{array}{r} 3 \\ + 4 \\ \hline \end{array}$$

www.mathfactfluencyplayground.com

$$\begin{array}{r} 4 \\ + 3 \\ \hline \end{array}$$

www.mathfactfluencyplayground.com

$$\begin{array}{r} 3 \\ + 5 \\ \hline \end{array}$$

www.mathfactfluencyplayground.com

$$\begin{array}{r} 5 \\ + 3 \\ \hline \end{array}$$

www.mathfactfluencyplayground.com

ADDING WITHIN 10 (VERTICAL)



$$\begin{array}{r} 3 \\ + 6 \\ \hline \end{array}$$

www.mathfactfluencyplayground.com

$$\begin{array}{r} 6 \\ + 3 \\ \hline \end{array}$$

www.mathfactfluencyplayground.com

$$\begin{array}{r} 3 \\ + 7 \\ \hline \end{array}$$

www.mathfactfluencyplayground.com

$$\begin{array}{r} 7 \\ + 3 \\ \hline \end{array}$$

www.mathfactfluencyplayground.com

ADDING WITHIN 10 (VERTICAL)



$$\begin{array}{r} 4 \\ + 1 \\ \hline \end{array}$$

www.mathfactfluencyplayground.com

$$\begin{array}{r} 1 \\ + 4 \\ \hline \end{array}$$

www.mathfactfluencyplayground.com

$$\begin{array}{r} 4 \\ + 2 \\ \hline \end{array}$$

www.mathfactfluencyplayground.com

$$\begin{array}{r} 2 \\ + 4 \\ \hline \end{array}$$

www.mathfactfluencyplayground.com

ADDING WITHIN 10 (VERTICAL)



$$\begin{array}{r} 4 \\ + 3 \\ \hline \end{array}$$

www.mathfactfluencyplayground.com

$$\begin{array}{r} 3 \\ + 4 \\ \hline \end{array}$$

www.mathfactfluencyplayground.com

$$\begin{array}{r} 4 \\ + 4 \\ \hline \end{array}$$

www.mathfactfluencyplayground.com

$$\begin{array}{r} 4 \\ + 4 \\ \hline \end{array}$$

www.mathfactfluencyplayground.com

ADDING WITHIN 10 (VERTICAL)



$$\begin{array}{r} 4 \\ + 5 \\ \hline \end{array}$$

www.mathfactfluencyplayground.com

$$\begin{array}{r} 5 \\ + 4 \\ \hline \end{array}$$

www.mathfactfluencyplayground.com

$$\begin{array}{r} 4 \\ + 6 \\ \hline \end{array}$$

www.mathfactfluencyplayground.com

$$\begin{array}{r} 6 \\ + 4 \\ \hline \end{array}$$

www.mathfactfluencyplayground.com

ADDING WITHIN 10 (VERTICAL)



$$\begin{array}{r} 5 \\ + 1 \\ \hline \end{array}$$

www.mathfactfluencyplayground.com

$$\begin{array}{r} 1 \\ + 5 \\ \hline \end{array}$$

www.mathfactfluencyplayground.com

$$\begin{array}{r} 5 \\ + 2 \\ \hline \end{array}$$

www.mathfactfluencyplayground.com

$$\begin{array}{r} 2 \\ + 5 \\ \hline \end{array}$$

www.mathfactfluencyplayground.com

ADDING WITHIN 10 (VERTICAL)



$$\begin{array}{r} 5 \\ + 3 \\ \hline \end{array}$$

www.mathfactfluencyplayground.com

$$\begin{array}{r} 3 \\ + 5 \\ \hline \end{array}$$

www.mathfactfluencyplayground.com

$$\begin{array}{r} 5 \\ + 4 \\ \hline \end{array}$$

www.mathfactfluencyplayground.com

$$\begin{array}{r} 4 \\ + 5 \\ \hline \end{array}$$

www.mathfactfluencyplayground.com

ADDING WITHIN 10 (VERTICAL)



$$\begin{array}{r} 5 \\ + 5 \\ \hline \end{array}$$

www.mathfactfluencyplayground.com

$$\begin{array}{r} 5 \\ + 5 \\ \hline \end{array}$$

www.mathfactfluencyplayground.com

$$\begin{array}{r} 6 \\ + 1 \\ \hline \end{array}$$

www.mathfactfluencyplayground.com

$$\begin{array}{r} 1 \\ + 6 \\ \hline \end{array}$$

www.mathfactfluencyplayground.com

ADDING WITHIN 10 (VERTICAL)



$$\begin{array}{r} 6 \\ + 2 \\ \hline \end{array}$$

www.mathfactfluencyplayground.com

$$\begin{array}{r} 2 \\ + 6 \\ \hline \end{array}$$

www.mathfactfluencyplayground.com

$$\begin{array}{r} 6 \\ + 3 \\ \hline \end{array}$$

www.mathfactfluencyplayground.com

$$\begin{array}{r} 3 \\ + 6 \\ \hline \end{array}$$

www.mathfactfluencyplayground.com

ADDING WITHIN 10 (VERTICAL)



$$\begin{array}{r} 6 \\ + 4 \\ \hline \end{array}$$

www.mathfactfluencyplayground.com

$$\begin{array}{r} 4 \\ + 6 \\ \hline \end{array}$$

www.mathfactfluencyplayground.com

$$\begin{array}{r} 7 \\ + 1 \\ \hline \end{array}$$

www.mathfactfluencyplayground.com

$$\begin{array}{r} 1 \\ + 7 \\ \hline \end{array}$$

www.mathfactfluencyplayground.com

ADDING WITHIN 10 (VERTICAL)



$$\begin{array}{r} 7 \\ + 2 \\ \hline \end{array}$$

www.mathfactfluencyplayground.com

$$\begin{array}{r} 2 \\ + 7 \\ \hline \end{array}$$

www.mathfactfluencyplayground.com

$$\begin{array}{r} 7 \\ + 3 \\ \hline \end{array}$$

www.mathfactfluencyplayground.com

$$\begin{array}{r} 3 \\ + 7 \\ \hline \end{array}$$

www.mathfactfluencyplayground.com

ADDING WITHIN 10 (VERTICAL)



$$\begin{array}{r} 8 \\ + 1 \\ \hline \end{array}$$

www.mathfactfluencyplayground.com

$$\begin{array}{r} 1 \\ + 8 \\ \hline \end{array}$$

www.mathfactfluencyplayground.com

$$\begin{array}{r} 8 \\ + 2 \\ \hline \end{array}$$

www.mathfactfluencyplayground.com

$$\begin{array}{r} 2 \\ + 8 \\ \hline \end{array}$$

www.mathfactfluencyplayground.com

ADDING WITHIN 10 (VERTICAL)



$$\begin{array}{r} 9 \\ + 1 \\ \hline \end{array}$$

www.mathfactfluencyplayground.com

$$\begin{array}{r} 1 \\ + 9 \\ \hline \end{array}$$

www.mathfactfluencyplayground.com

$$\begin{array}{r} 10 \\ + 0 \\ \hline \end{array}$$

www.mathfactfluencyplayground.com

$$\begin{array}{r} 0 \\ + 10 \\ \hline \end{array}$$

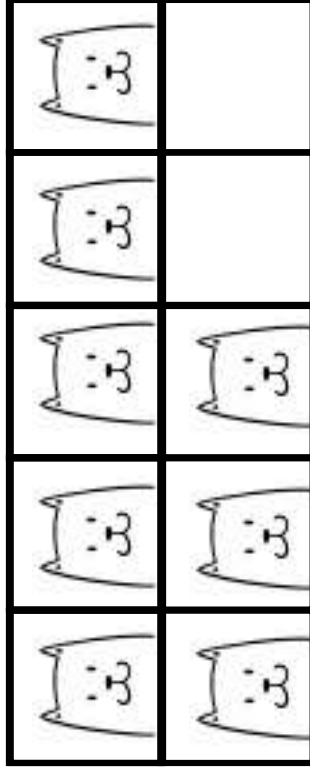
www.mathfactfluencyplayground.com

**MAKE 10
MISSING NUMBER
(TEN FRAMES)**

Make 10 Missing Number (Ten Frames)

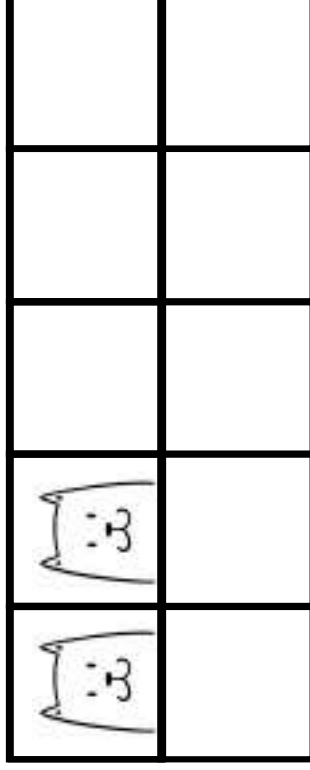
With these cards we explore ten friends. Cards that make ten. The cards are back to back so that students can work on their “turn around facts.” This will later become known as the “commutative property.”

$$8 + ? = 10$$



www.mathfactfluencyplayground.com

$$? + 2 = 10$$

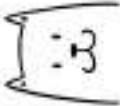


www.mathfactfluencyplayground.com

MAKE 10






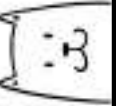







$$1 + ? = 10$$

www.mathfactfluencyplayground.com








$$? + 9 = 10$$

www.mathfactfluencyplayground.com






$$7 + ? = 10$$

www.mathfactfluencyplayground.com

$$? + 3 = 10$$





					

www.mathfactfluencyplayground.com

MAKE 10





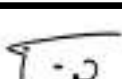



$$4 + ? = 10$$

www.mathfactfluencyplayground.com



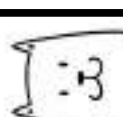

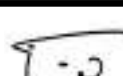
$$? + 6 = 10$$

www.mathfactfluencyplayground.com



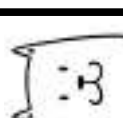

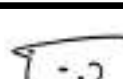


$$5 + ? = 10$$

www.mathfactfluencyplayground.com

$$? + 5 = 10$$

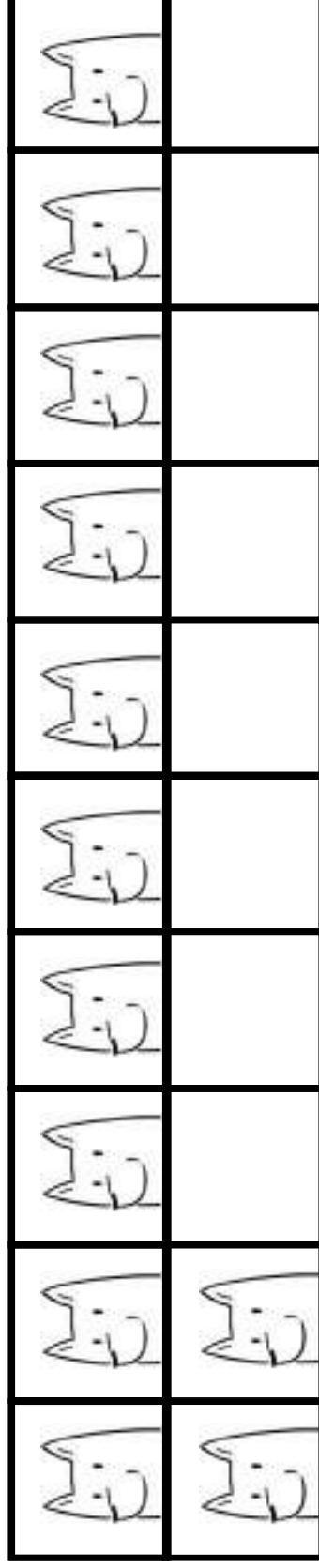
www.mathfactfluencyplayground.com

**ADD 10
(TWENTY
FRAMES)**

Adding 10 (Twenty Frames)

With these cards students will practice adding 10 to a single digit number. They should discuss how adding 10 to a single digit is going to result in a teen number. The visual set up in the 10 frame scaffolds this understanding.












$$10 + 2 = ?$$





ADDING 10













$$10 + 1 = ?$$

www.mathfactfluencyplayground.com



$$10 + 3 = ?$$













									
									

www.mathfactfluencyplayground.com



ADDING 10





















$$10 + 2 = ?$$

www.mathfactfluencyplayground.com

















$$10 + 8 = ?$$

www.mathfactfluencyplayground.com





















ADDING 10

$$10 + 4 = ?$$

www.mathfactfluencyplayground.com

$$10 + 10 = ?$$











									
									

www.mathfactfluencyplayground.com



ADDING 10





















$$10 + 0 = ?$$

www.mathfactfluencyplayground.com



$$10 + 9 = ?$$


















										
										

www.mathfactfluencyplayground.com



ADDING 10















$$10 + 7 = ?$$

																	
---	---	---	---	---	---	---	---	---	---	--	--	---	---	---	---	---	--

www.mathfactfluencyplayground.com



$$10 + 5 = ?$$

















																	
---	---	---	---	---	---	---	---	---	---	--	--	---	--	---	--	---	--

www.mathfactfluencyplayground.com



ADDING 10

$$10 + 6 = ?$$


									
									

www.mathfactfluencyplayground.com

**TURN AROUND
FACTS
(COMMUTATIVE
PROPERTY)**


TURN AROUND FACTS


With these cards students will work on adding within 10. It is important to relate the “turn around facts” to each other. The cards are made to be flipped so that students can see the turn around fact by actually turning the card around. Students need to see these relationships and build this understanding from the beginning!




Turn Around Facts





 $1 + 0$


 $1 + 0$


www.mathfactfluencyplayground.com



 $1 - 1$


 $1 - 1$


www.mathfactfluencyplayground.com





 $1 + 3$


 $1 + 3$

www.mathfactfluencyplayground.com


 $4 - 4$


 $4 - 4$

www.mathfactfluencyplayground.com

Turn Around Facts

2

+

9



2


+

6



www.mathfactfluencyplayground.com

8



8

www.mathfactfluencyplayground.com

3

+

7



3

+

7



www.mathfactfluencyplayground.com

10



10

www.mathfactfluencyplayground.com

Turn Around Facts

2

+


7



2

+

7



www.mathfactfluencyplayground.com

6



9

www.mathfactfluencyplayground.com

2

+

5



2

+

5



www.mathfactfluencyplayground.com

7



7

www.mathfactfluencyplayground.com

Turn Around Facts

2

+


8



2

+

8



www.mathfactfluencyplayground.com

01



10

www.mathfactfluencyplayground.com

1

+


4



1


+

4



www.mathfactfluencyplayground.com

5



5

www.mathfactfluencyplayground.com

Turn Around Facts

3

+


3



3

+

3



www.mathfactfluencyplayground.com

9



6

www.mathfactfluencyplayground.com

0

+


0



0

+

0



www.mathfactfluencyplayground.com

0



0

www.mathfactfluencyplayground.com

Turn Around Facts


3

+

5



8



3

+

5



8

www.mathfactfluencyplayground.com

www.mathfactfluencyplayground.com

3

+

4



7



3

+

4



7

www.mathfactfluencyplayground.com

www.mathfactfluencyplayground.com

Turn Around Facts

1

+

1



1


+

1



www.mathfactfluencyplayground.com

2



2

www.mathfactfluencyplayground.com

4

+

6



4

+

6



www.mathfactfluencyplayground.com

10



10

www.mathfactfluencyplayground.com

Turn Around Facts

0

+

5



5



0

+

5



5

www.mathfactfluencyplayground.com

www.mathfactfluencyplayground.com

7

+

7



8



4

+

4




8

www.mathfactfluencyplayground.com

www.mathfactfluencyplayground.com

Turn Around Facts

$$1 + 2$$




1

+

2



3



3

www.mathfactfluencyplayground.com

www.mathfactfluencyplayground.com

$$5 + 5$$



5

+

5



10







10

www.mathfactfluencyplayground.com

www.mathfactfluencyplayground.com

Turn Around Facts

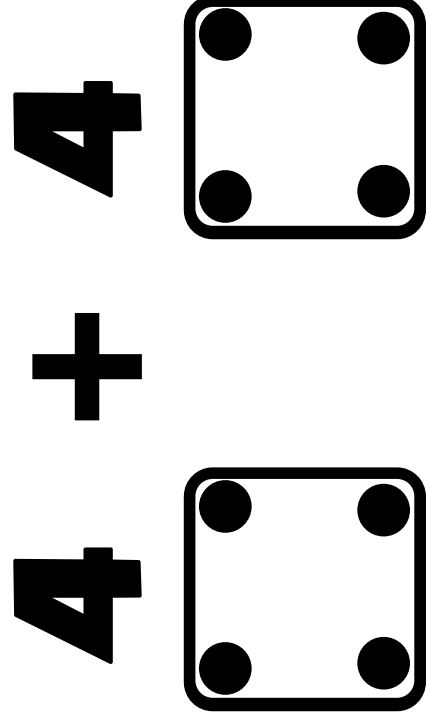


 2 + 2	 2 + 2	 4	 4
www.mathfactfluencyplayground.com	www.mathfactfluencyplayground.com	www.mathfactfluencyplayground.com	

DOUBLES ADDITION DICE

Doubles Addition Dice

With these cards students are thinking about doubling a number. They should work on their lower doubles (within 10) and then work on their upper doubles (within 20).




www.mathfactfluencyplayground.com

8

www.mathfactfluencyplayground.com

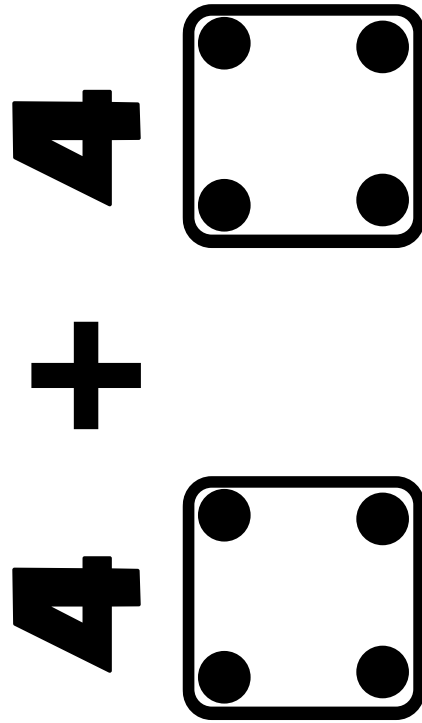
DOUBLES ADDITION DICE



www.mathfactfluencyplayground.com

12

www.mathfactfluencyplayground.com




www.mathfactfluencyplayground.com

8

www.mathfactfluencyplayground.com

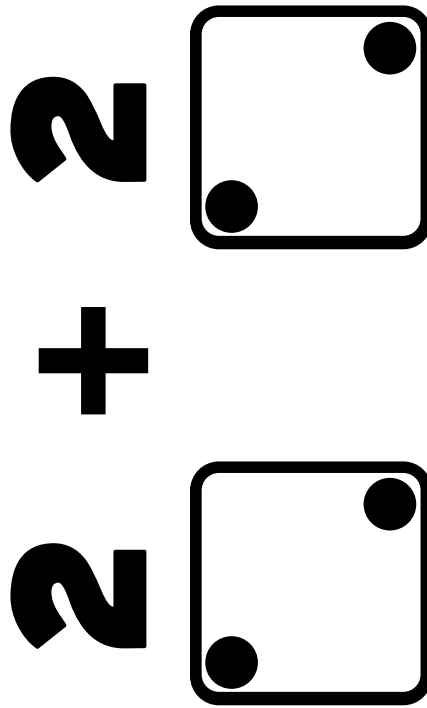
DOUBLES ADDITION DICE



www.mathfactfluencyplayground.com

16

www.mathfactfluencyplayground.com




www.mathfactfluencyplayground.com

4

www.mathfactfluencyplayground.com

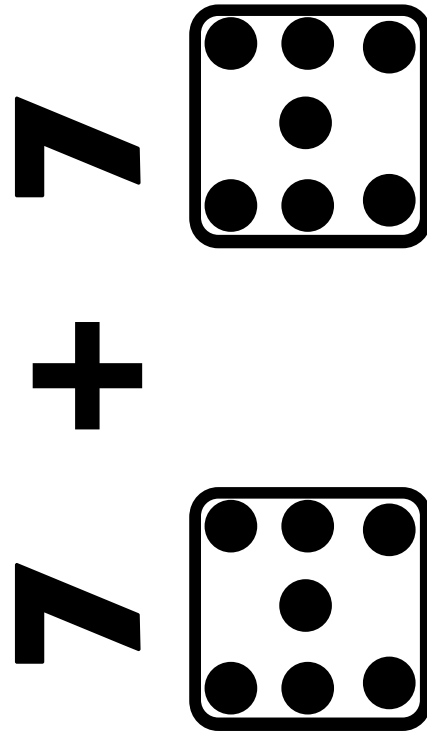
DOUBLES ADDITION DICE



www.mathfactfluencyplayground.com

10

www.mathfactfluencyplayground.com




www.mathfactfluencyplayground.com

14

www.mathfactfluencyplayground.com

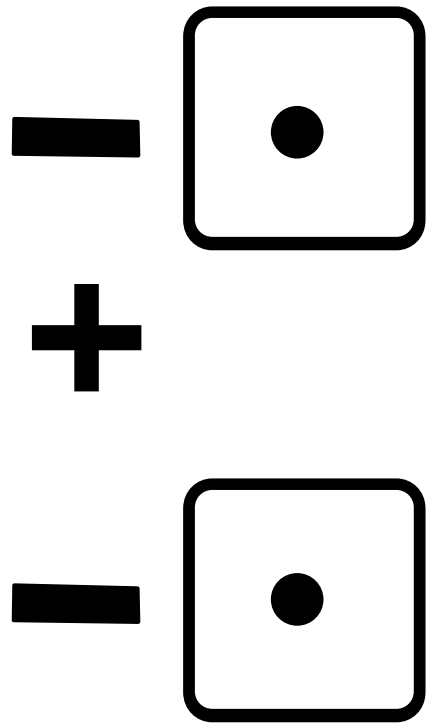
DOUBLES ADDITION DICE



www.mathfactfluencyplayground.com

18

www.mathfactfluencyplayground.com

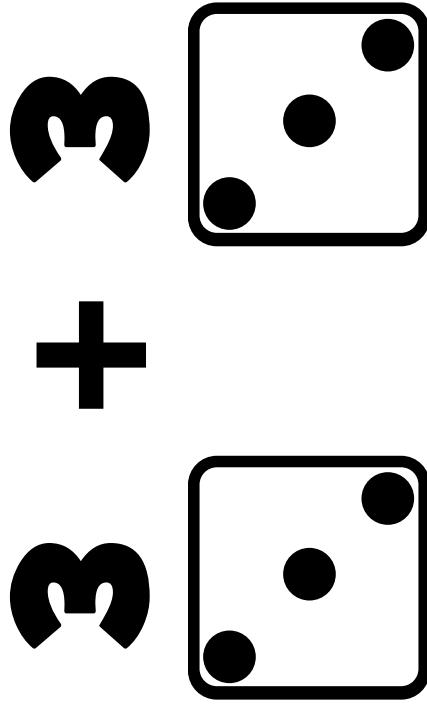


www.mathfactfluencyplayground.com

2

www.mathfactfluencyplayground.com

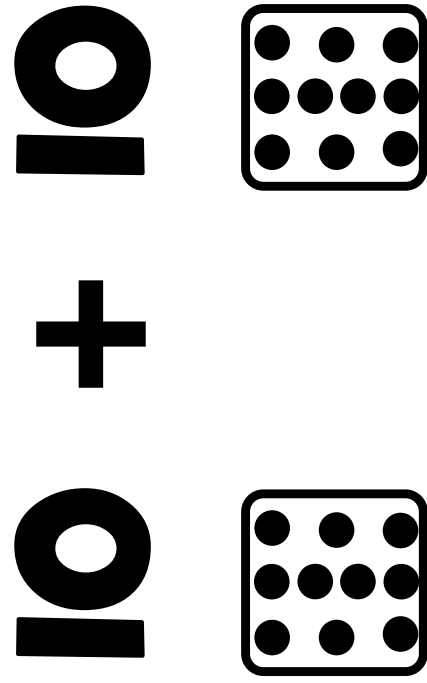
DOUBLES ADDITION DICE



www.mathfactfluencyplayground.com

6

www.mathfactfluencyplayground.com



www.mathfactfluencyplayground.com

20



www.mathfactfluencyplayground.com

**DOUBLES + 1
ADDITION
DICE**

Doubles + 1 Addition Dice

With these cards students are thinking about doubling a number and adding 1. For example, if the fact is $5 + 6$, they could think $5 + 5 + 1$. They should work on their lower doubles (within 10) and then work on their upper doubles (within 20).

$$6 + 7$$

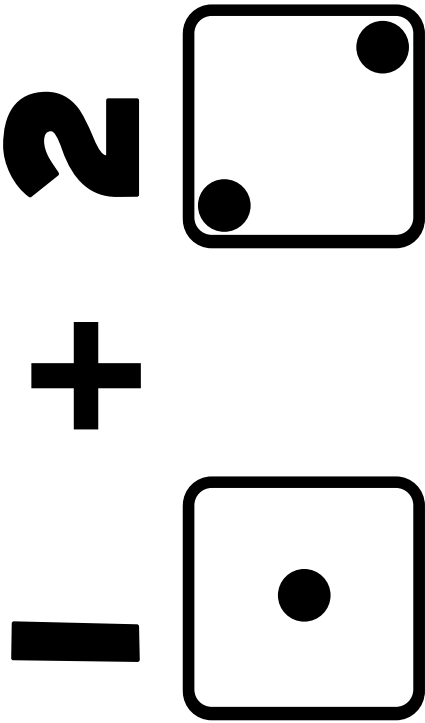


www.mathfactfluencyplayground.com

$$13$$

www.mathfactfluencyplayground.com


DOUBLES + 1 ADDITION DICE



www.mathfactfluencyplayground.com

3

www.mathfactfluencyplayground.com

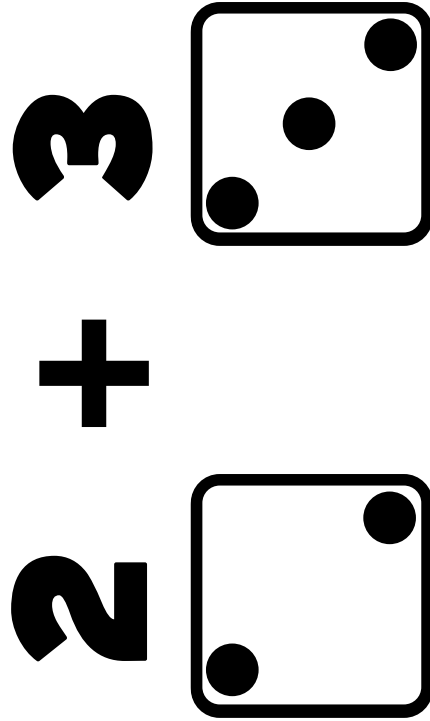


www.mathfactfluencyplayground.com

15

www.mathfactfluencyplayground.com

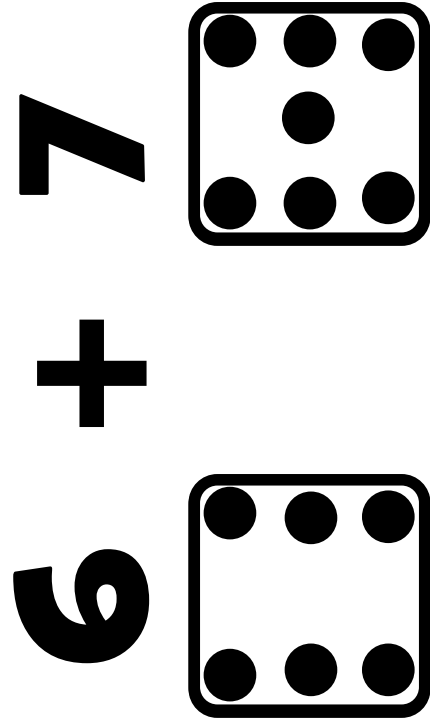
DOUBLES + 1 ADDITION DICE



www.mathfactfluencyplayground.com

5

www.mathfactfluencyplayground.com



www.mathfactfluencyplayground.com

13

www.mathfactfluencyplayground.com



DOUBLES + 1 ADDITION DICE



8

+

9



www.mathfactfluencyplayground.com

17



www.mathfactfluencyplayground.com



4

+

5




www.mathfactfluencyplayground.com

9

www.mathfactfluencyplayground.com

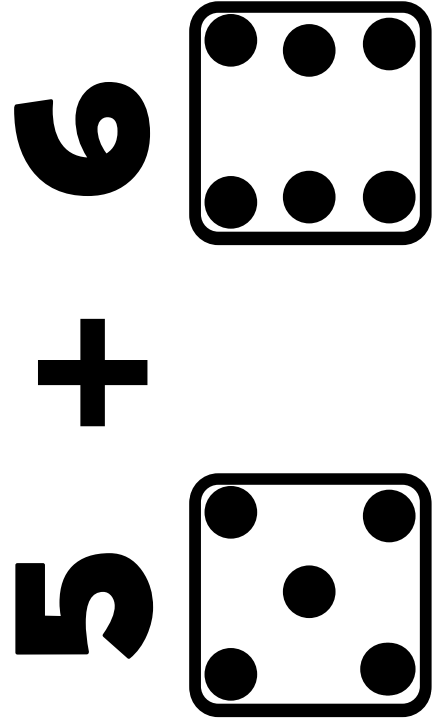
DOUBLES + 1 ADDITION DICE



www.mathfactfluencyplayground.com

7

www.mathfactfluencyplayground.com





www.mathfactfluencyplayground.com

11

www.mathfactfluencyplayground.com

DOUBLES + 1 ADDITION DICE



<p>9 + 10</p> <p></p> <p>www.mathfactfluencyplayground.com</p>	<p>19</p> <p>www.mathfactfluencyplayground.com</p>
---	---


DOUBLES + 2 ADDITION

Doubles + 2 Addition Dice

With these cards students are using their doubles facts to think about doubles + 2 facts. So if, 5 + 5 is 10 then 5 + 7 is 2 more.

1 + 3			
●			

●	●		



www.mathfactfluencyplayground.com

DOUBLES + 2 ADDITION DICE



1 + 3

●				

●	●	●		

www.mathfactfluencyplayground.com

4

www.mathfactfluencyplayground.com



3 + 5

●	●	●		

●	●	●	●	●

www.mathfactfluencyplayground.com

8

www.mathfactfluencyplayground.com

DOUBLES + 2 ADDITION DICE



$$2 + 4$$

●	●		
●	●	●	

www.mathfactfluencyplayground.com

6

www.mathfactfluencyplayground.com



$$4 + 6$$

●	●	●	●
●	●	●	●
●			

www.mathfactfluencyplayground.com

10

www.mathfactfluencyplayground.com

DOUBLES + 2 ADDITION DICE



$$6 + 8$$

●	●	●	●	●
●				
●	●	●	●	●
●	●	●		

www.mathfactfluencyplayground.com

14

www.mathfactfluencyplayground.com



$$8 + 10$$

●	●	●	●	●
●	●			
●	●	●	●	●
●	●	●	●	●

www.mathfactfluencyplayground.com

18

www.mathfactfluencyplayground.com

DOUBLES + 2 ADDITION DICE



$$5 + 7$$

●	●	●	●	●
●	●	●	●	●
●	●			

www.mathfactfluencyplayground.com

12

www.mathfactfluencyplayground.com



$$7 + 9$$

●	●	●	●	●
●	●			
●	●	●	●	●
●	●	●	●	●

www.mathfactfluencyplayground.com

16

www.mathfactfluencyplayground.com

BRIDGE 10

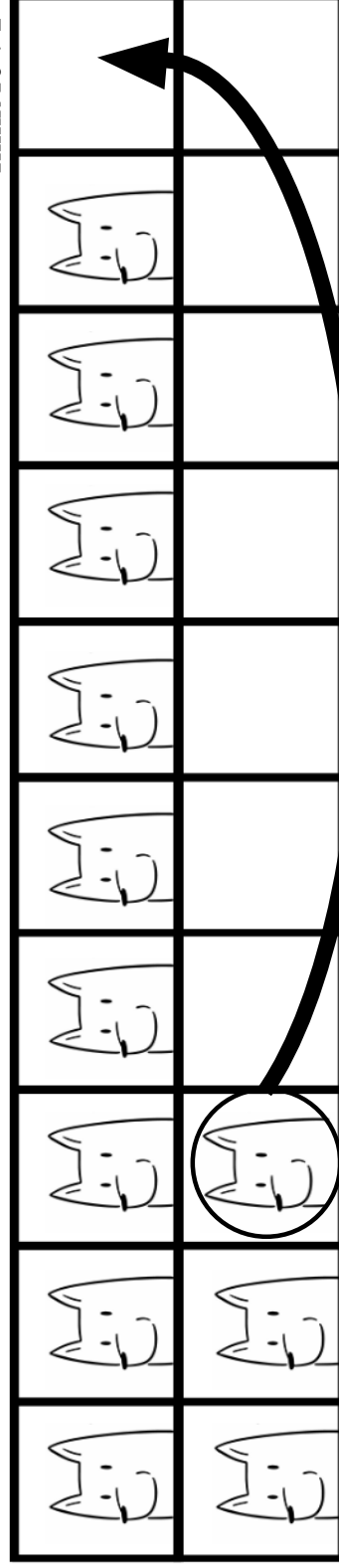
(TEN FRAMES)

Adding 7, 8 or 9

With these cards students are working on adding on from 7, 8 or 9. They will work on “bridging 10” which means to think about how many more we need to get to 10 and then adding on from 10. Students can think about $9 + 3$ as $10 + 2$. The visual set up in the 10 frame scaffolds this understanding. Students may also think about other strategies such as doubles + 1 or 2.

$$9 + 3 = ?$$

Think $10 + 2$
















www.mathfactfluencyplayground.com



ADDING 7, 8, or 9

$$7 + 5 = ?$$

www.mathfactfluencyplayground.com






$$8 + 6 = ?$$

																																																																																																																																																																																																																																																																																																																																																																																																																																																																																																																																																																																																																																																																																																																																																																																																																																																																																																																																																																																																																																																																																																																																																																																																																																																																																																																																																																																																																					</
--	--	--	--	--	--	--	--	--	--	--	--	--	--	--	--	--	--	--	--	--	--	--	--	--	--	--	--	--	--	--	--	--	--	--	--	--	--	--	--	--	--	--	--	--	--	--	--	--	--	--	--	--	--	--	--	--	--	--	--	--	--	--	--	--	--	--	--	--	--	--	--	--	--	--	--	--	--	--	--	--	--	--	--	--	--	--	--	--	--	--	--	--	--	--	--	--	--	--	--	--	--	--	--	--	--	--	--	--	--	--	--	--	--	--	--	--	--	--	--	--	--	--	--	--	--	--	--	--	--	--	--	--	--	--	--	--	--	--	--	--	--	--	--	--	--	--	--	--	--	--	--	--	--	--	--	--	--	--	--	--	--	--	--	--	--	--	--	--	--	--	--	--	--	--	--	--	--	--	--	--	--	--	--	--	--	--	--	--	--	--	--	--	--	--	--	--	--	--	--	--	--	--	--	--	--	--	--	--	--	--	--	--	--	--	--	--	--	--	--	--	--	--	--	--	--	--	--	--	--	--	--	--	--	--	--	--	--	--	--	--	--	--	--	--	--	--	--	--	--	--	--	--	--	--	--	--	--	--	--	--	--	--	--	--	--	--	--	--	--	--	--	--	--	--	--	--	--	--	--	--	--	--	--	--	--	--	--	--	--	--	--	--	--	--	--	--	--	--	--	--	--	--	--	--	--	--	--	--	--	--	--	--	--	--	--	--	--	--	--	--	--	--	--	--	--	--	--	--	--	--	--	--	--	--	--	--	--	--	--	--	--	--	--	--	--	--	--	--	--	--	--	--	--	--	--	--	--	--	--	--	--	--	--	--	--	--	--	--	--	--	--	--	--	--	--	--	--	--	--	--	--	--	--	--	--	--	--	--	--	--	--	--	--	--	--	--	--	--	--	--	--	--	--	--	--	--	--	--	--	--	--	--	--	--	--	--	--	--	--	--	--	--	--	--	--	--	--	--	--	--	--	--	--	--	--	--	--	--	--	--	--	--	--	--	--	--	--	--	--	--	--	--	--	--	--	--	--	--	--	--	--	--	--	--	--	--	--	--	--	--	--	--	--	--	--	--	--	--	--	--	--	--	--	--	--	--	--	--	--	--	--	--	--	--	--	--	--	--	--	--	--	--	--	--	--	--	--	--	--	--	--	--	--	--	--	--	--	--	--	--	--	--	--	--	--	--	--	--	--	--	--	--	--	--	--	--	--	--	--	--	--	--	--	--	--	--	--	--	--	--	--	--	--	--	--	--	--	--	--	--	--	--	--	--	--	--	--	--	--	--	--	--	--	--	--	--	--	--	--	--	--	--	--	--	--	--	--	--	--	--	--	--	--	--	--	--	--	--	--	--	--	--	--	--	--	--	--	--	--	--	--	--	--	--	--	--	--	--	--	--	--	--	--	--	--	--	--	--	--	--	--	--	--	--	--	--	--	--	--	--	--	--	--	--	--	--	--	--	--	--	--	--	--	--	--	--	--	--	--	--	--	--	--	--	--	--	--	--	--	--	--	--	--	--	--	--	--	--	--	--	--	--	--	--	--	--	--	--	--	--	--	--	--	--	--	--	--	--	--	--	--	--	--	--	--	--	--	--	--	--	--	--	--	--	--	--	--	--	--	--	--	--	--	--	--	--	--	--	--	--	--	--	--	--	--	--	--	--	--	--	--	--	--	--	--	--	--	--	--	--	--	--	--	--	--	--	--	--	--	--	--	--	--	--	--	--	--	--	--	--	--	--	--	--	--	--	--	--	--	--	--	--	--	--	--	--	--	--	--	--	--	--	--	--	--	--	--	--	--	--	--	--	--	--	--	--	--	--	--	--	--	--	--	--	--	--	--	--	--	--	--	--	--	--	--	--	--	--	--	--	--	--	--	--	--	--	--	--	--	--	--	--	--	--	--	--	--	--	--	--	--	--	--	--	--	--	--	--	--	--	--	--	--	--	--	--	--	--	--	--	--	--	--	--	--	--	--	--	--	--	--	--	--	--	--	--	--	--	--	--	--	--	--	--	--	--	--	--	--	--	--	--	--	--	--	--	--	--	--	--	--	--	--	--	--	--	--	--	--	--	--	--	--	--	--	--	--	--	--	--	--	--	--	--	--	--	--	--	--	--	--	--	--	--	--	--	--	--	--	--	--	--	--	--	--	--	--	--	--	--	--	--	--	--	--	--	--	--	--	--	--	--	--	--	--	--	--	--	--	--	--	--	--	--	--	--	--	--	--	--	--	--	--	--	--	--	--	--	--	--	--	--	--	--	--	--	--	--	--	--	--	--	--	--	--	--	--	--	--	--	--	--	--	--	--	--	--	--	--	--	--	--	--	--	--	--	--	--	--	--	--	--	--	--	--	--	--	--	--	--	--	--	--	--	--	--	--	--	--	--	--	--	--	--	--	--	--	--	--	--	--	--	--	--	--	--	--	--	--	--	--	--	--	--	--	--	--	--	--	--	--	--	--	--	--	--	--	--	--	--	--	--	--	--	--	--	--	--	--	--	--	--	--	--	--	--	--	--	--	--	--	--	--	--	--	--	--	--	--	--	--	--	--	--	--	--	--	--	--	--	--	--	--	--	--	--	--	--	--	--	--	--	--	--	--	--	--	--	--	--	--	--	--	--	--	--	--	--	--	--	--	--	--	--	--	--	--	--	--	--	--	--	--	--	--	--	--	--	--	--	--	--	--	--	--	--	--	--	--	--	--	--	--	--	--	--	--	--	--	--	--	--	--	--	--	--	--	--	--	--	--	--	--	--	--	--	--	--	--	--	--	--	--	--	--	--	--	--	--	--	--	--	--	--	--	--	--	--	--	--	--	--	--	--	--	--	--	--	--	--	--	--	--	--	--	--	--	--	--	--	--	--	--	--	--	--	--	--	--	--	--	--	--	--	--	--	--	--	--	--	--	--	--	--	--	--	--	--	--	--	--	--	--	--	--	--	--	--	--	--	--	--	--	--	--	--	--	--	--	--	--	--	--	--	--	--	--	--	--	--	--	--	--	--	--	--	--	--	--	--	--	--	--	--	--	--	--	--	--	--	--	--	--	--	--	--	--	--	--	--	--	--	--	--	----

www.mathfactfluencyplayground.com


$$7 + 5 = ?$$



































ADDING 7, 8, or 9

$$8 + 3 = ?$$

															
---	---	---	---	---	---	---	---	---	---	---	---	---	---	---	--

www.mathfactfluencyplayground.com

$$4 + 7 = ?$$

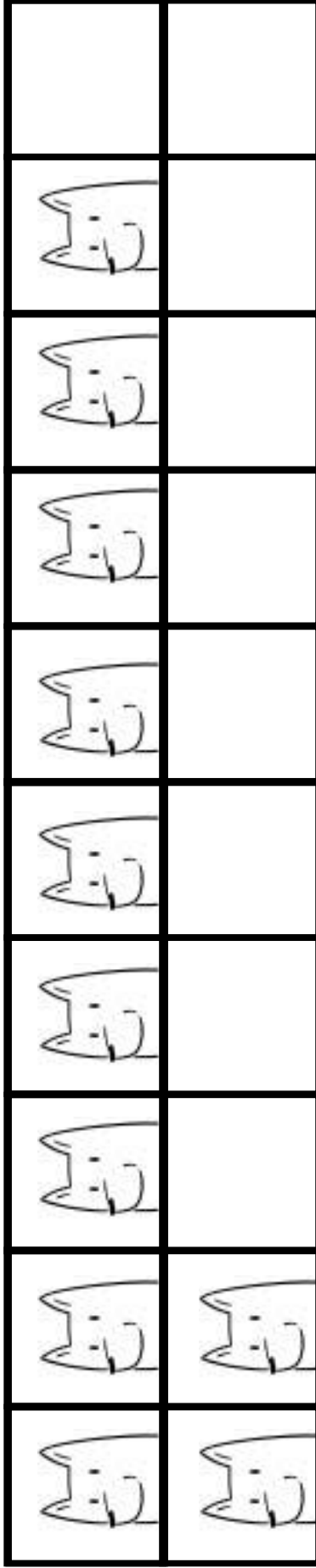
															
---	---	---	---	---	---	---	---	---	---	---	---	---	---	--	--

www.mathfactfluencyplayground.com

Cut out each card to practice and play games.

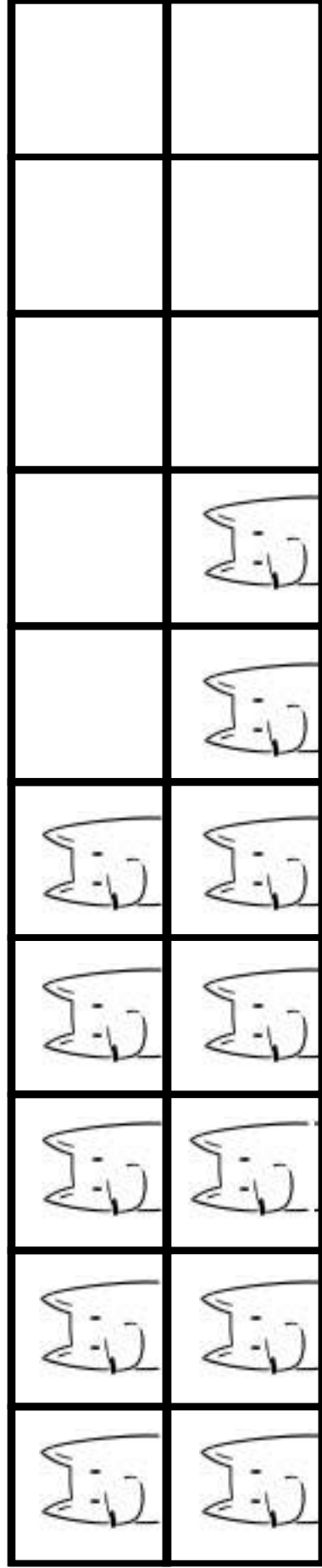
ADDING 7, 8, or 9

$$9 + 2 = ?$$



www.mathfactfluencyplayground.com

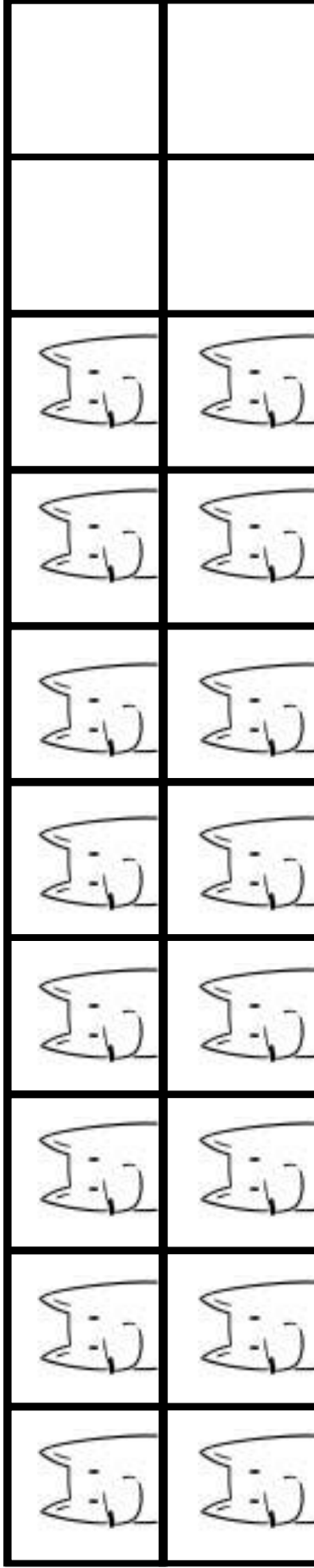
$$5 + 7 = ?$$



www.mathfactfluencyplayground.com

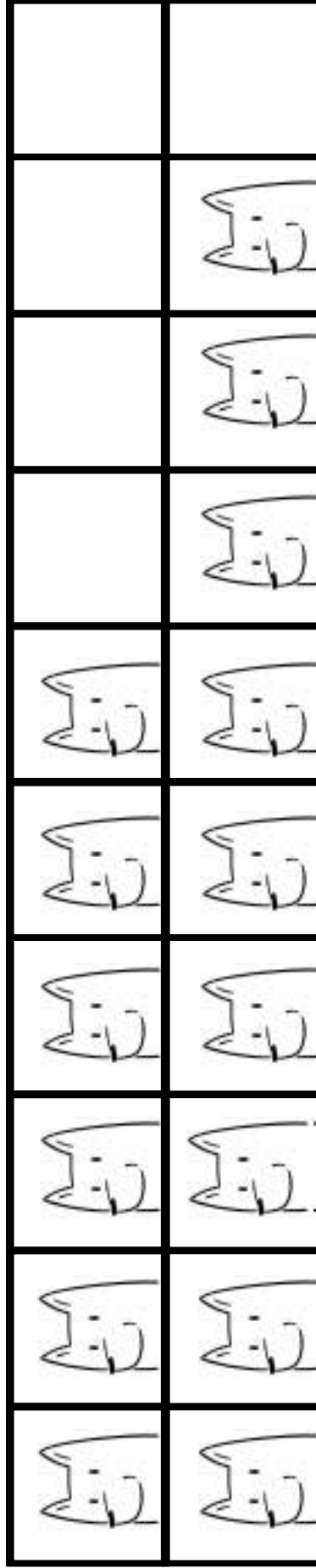
ADDING 7, 8, or 9

$$8 + 8 = ?$$



www.mathfactfluencyplayground.com

$$6 + 9 = ?$$


















www.mathfactfluencyplayground.com



ADDING 7, 8, or 9













$$7 + 8 = ?$$

www.mathfactfluencyplayground.com



$$9 + 4 = ?$$














									
									
									
									
									
									
									
									

www.mathfactfluencyplayground.com



ADDING 7, 8, or 9

















$$5 + 8 = ?$$

www.mathfactfluencyplayground.com



$$8 + 7 = ?$$

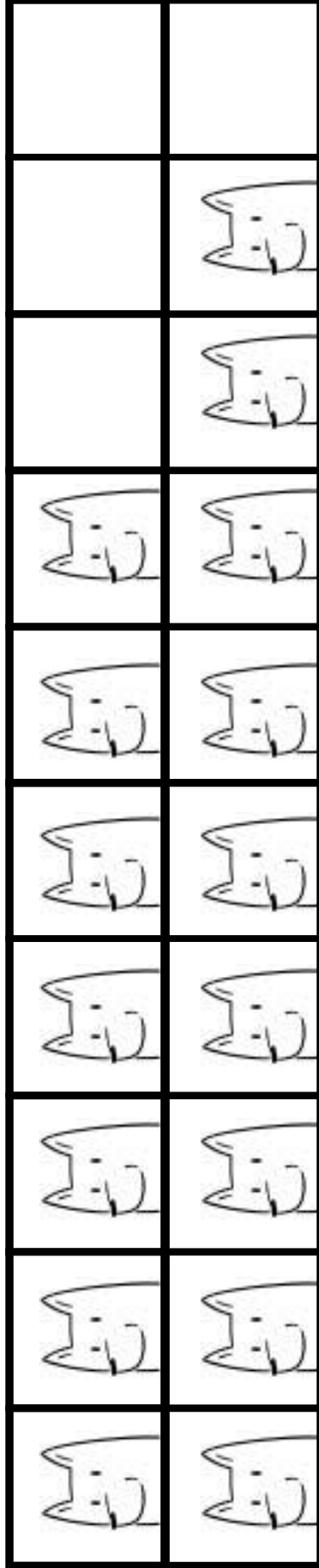
									
									

www.mathfactfluencyplayground.com

Cut out each card to practice and play games.

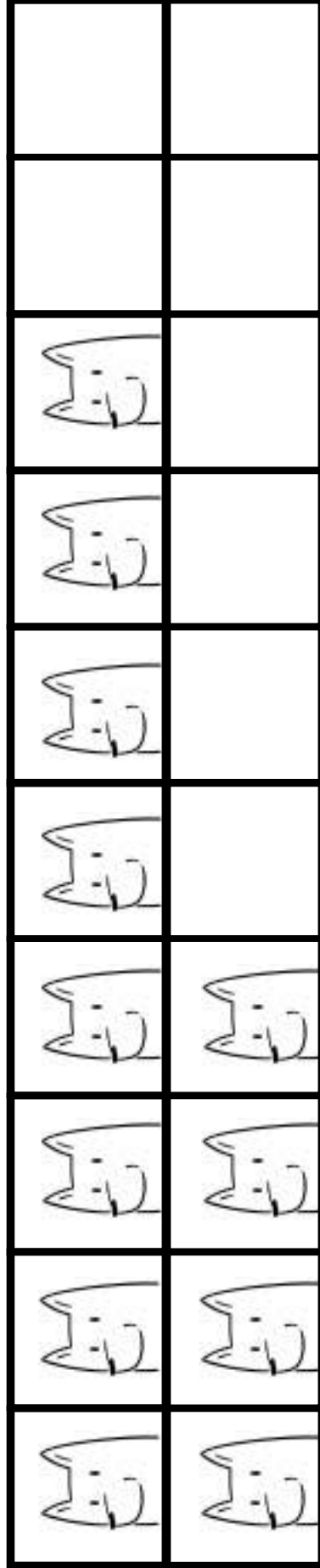
ADDING 7, 8, or 9

$$7 + 9 = ?$$



www.mathfactfluencyplayground.com

$$8 + 4 = ?$$

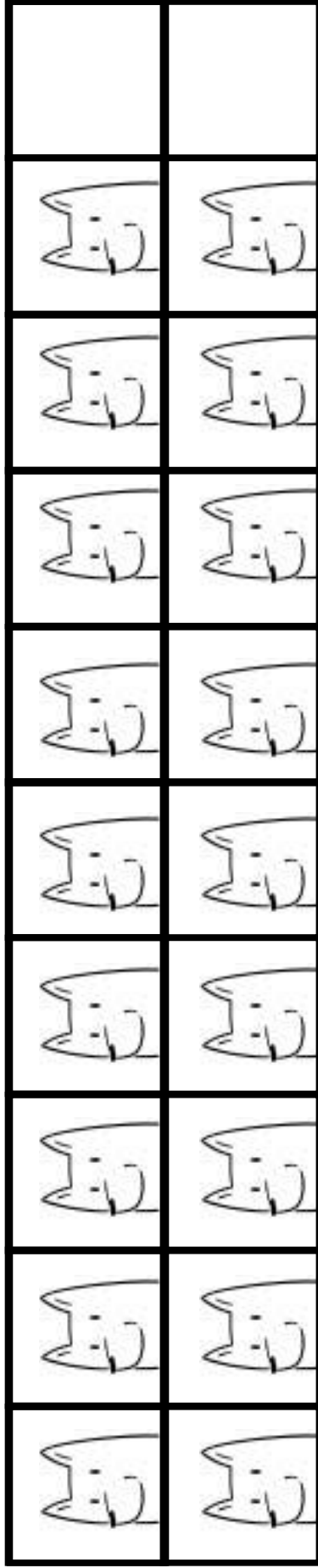


www.mathfactfluencyplayground.com

Cut out each card to practice and play games.

ADDING 7, 8, or 9

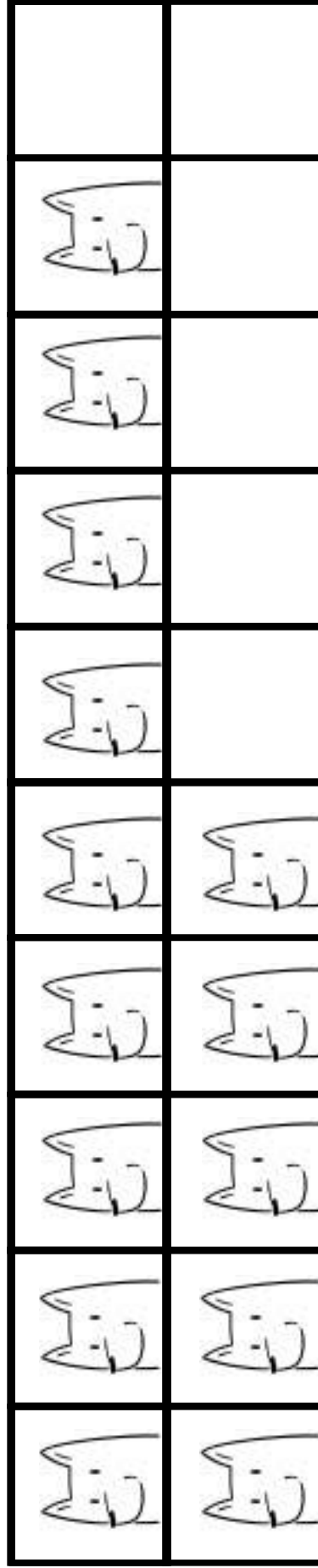
$$9 + 9 = ?$$



www.mathfactfluencyplayground.com



$$9 + 5 = ?$$
















www.mathfactfluencyplayground.com



ADDING 7, 8, or 9

















$8 + 5 = ?$

www.mathfactfluencyplayground.com



$9 + 7 = ?$

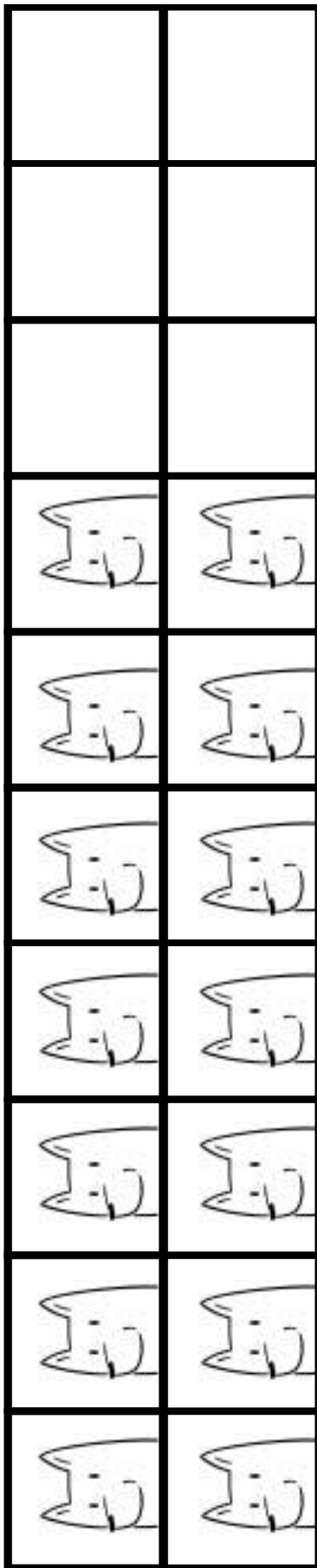
									
									

www.mathfactfluencyplayground.com



ADDING 7, 8, or 9

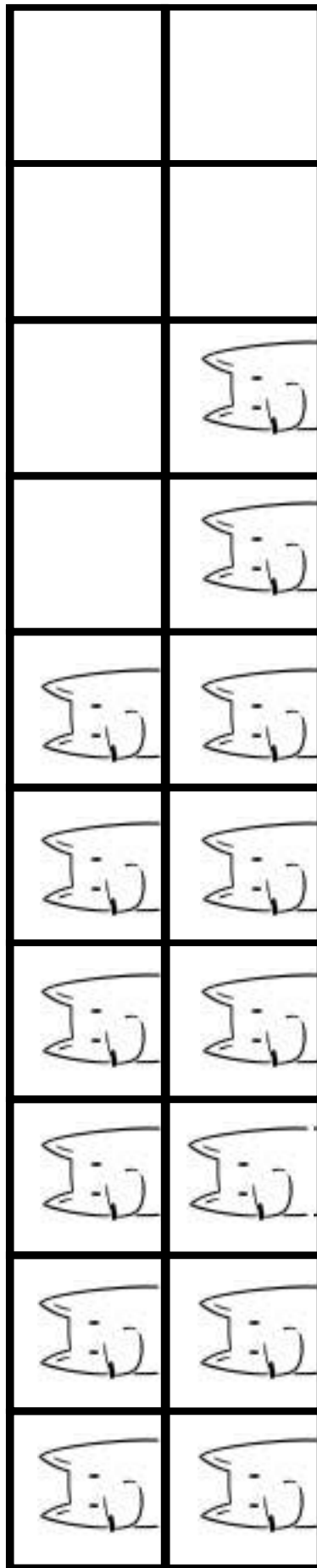
$$7 + 7 = ?$$



www.mathfactfluencyplayground.com



$$6 + 8 = ?$$














www.mathfactfluencyplayground.com



ADDING 7, 8, or 9
















$$7 + 4 = ?$$

www.mathfactfluencyplayground.com



$$9 + 6 = ?$$
















									
									
									
									
									
									
									
									
									

www.mathfactfluencyplayground.com



ADDING 7, 8, or 9












$$8 + 7 = ?$$

www.mathfactfluencyplayground.com



$$2 + 9 = ?$$












	
	
	
	
	
	
	
	
	

www.mathfactfluencyplayground.com



ADDING 7, 8, or 9














$$8 + 3 = ?$$

www.mathfactfluencyplayground.com



$$7 + 6 = ?$$















									
									
									
									
									
									
									

www.mathfactfluencyplayground.com



ADDING 7, 8, or 9















$$5 + 9 = ?$$

www.mathfactfluencyplayground.com




















$$4 + 8 = ?$$

www.mathfactfluencyplayground.com



















ADDING 7, 8, or 9

$$9 + 7 = ?$$

																	
---	---	---	---	---	---	---	---	---	---	--	--	---	---	---	---	---	--

www.mathfactfluencyplayground.com

$$8 + 9 = ?$$

																	
---	---	---	---	---	---	---	---	---	---	--	--	---	---	---	---	---	---

www.mathfactfluencyplayground.com

2
||
6
+
7




















2
=





ADDING 7, 8, or 9















$$9 + 8 = ?$$

www.mathfactfluencyplayground.com



$$7 + 7 = ?$$

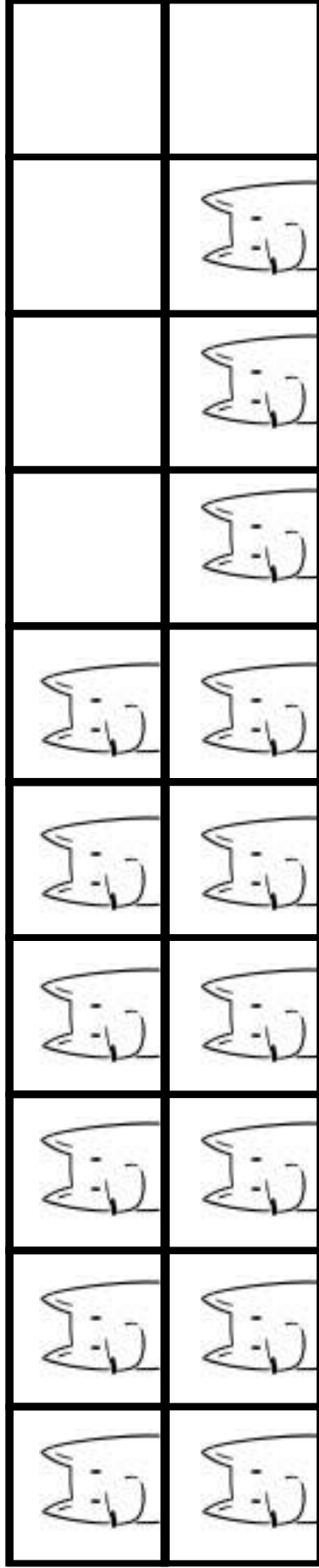
									
									
									

www.mathfactfluencyplayground.com

Cut out each card to practice and play games.

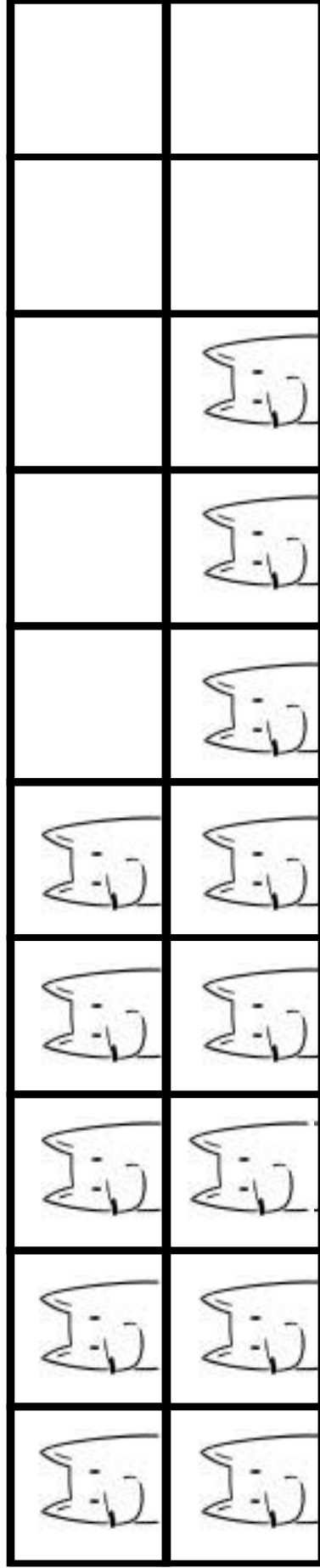
ADDING 7, 8, or 9

$$6 + 9 = ?$$



www.mathfactfluencyplayground.com

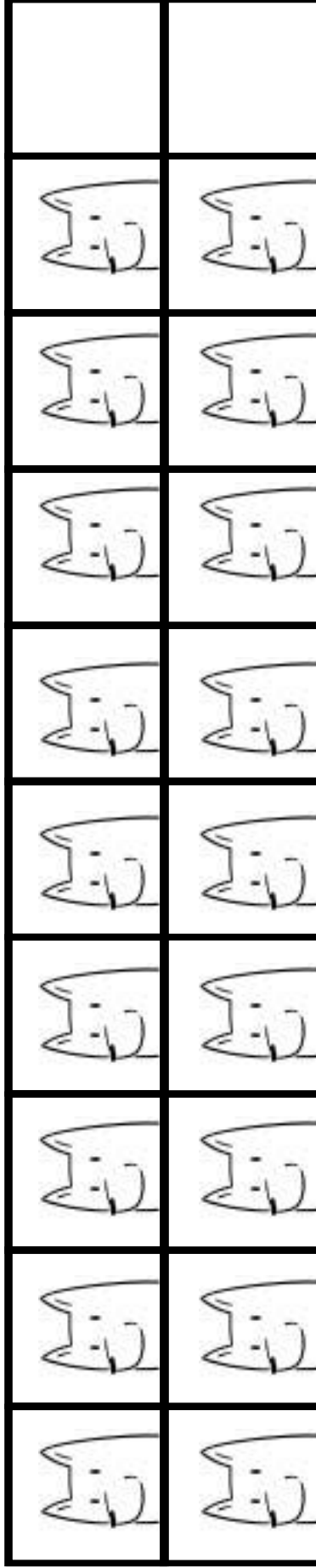
$$5 + 8 = ?$$



www.mathfactfluencyplayground.com

ADDING 7, 8, or 9

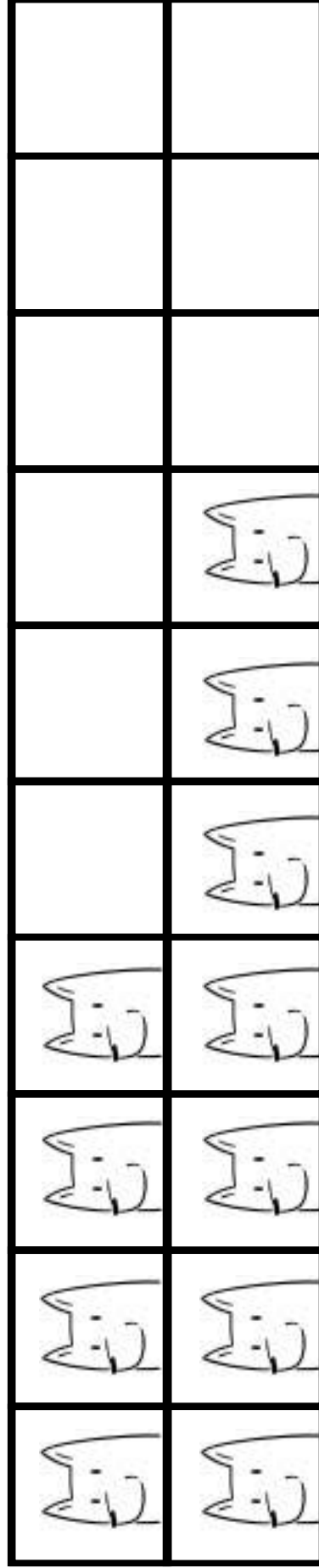
$$9 + 9 = ?$$



www.mathfactfluencyplayground.com



$$4 + 7 = ?$$



www.mathfactfluencyplayground.com

ADDING 3 NUMBERS TO 20

Adding 3 Numbers

With these cards students are working on the “associative property of addition.” They are learning and practicing that you can add numbers in any order and it doesn’t change the problems. Students should learn to look for ways to combine numbers to make the problems easier. They should look for numbers that make 10 and also doubles.

***Look for doubles or make ten facts first**



$$4 + 6 + 9$$

www.mathfactfluencyplayground.com

$$19$$

www.mathfactfluencyplayground.com

ADDING 3 NUMBERS



***Look for doubles or make ten facts first**



$$7 + 7 + 3$$

www.mathfactfluencyplayground.com

17

www.mathfactfluencyplayground.com

***Look for doubles or make ten facts first**



$$5 + 5 + 10$$

www.mathfactfluencyplayground.com

20

www.mathfactfluencyplayground.com

ADDING 3 NUMBERS



***Look for doubles or make ten facts first**



$$3 + 2 + 10$$

www.mathfactfluencyplayground.com

15

www.mathfactfluencyplayground.com

***Look for doubles or make ten facts first**



$$2 + 3 + 6$$

www.mathfactfluencyplayground.com

11

www.mathfactfluencyplayground.com

ADDING 3 NUMBERS



***Look for doubles or make ten facts first**



$$9 + 7 + 1$$

www.mathfactfluencyplayground.com

17

www.mathfactfluencyplayground.com

***Look for doubles or make ten facts first**



$$3 + 5 + 7$$

www.mathfactfluencyplayground.com

15

www.mathfactfluencyplayground.com

ADDING 3 NUMBERS



***Look for doubles or make ten facts first**



$$4 + 5 + 5$$

www.mathfactfluencyplayground.com

14

www.mathfactfluencyplayground.com

***Look for doubles or make ten facts first**



$$3 + 5 + 8$$

www.mathfactfluencyplayground.com

16

www.mathfactfluencyplayground.com

ADDING 3 NUMBERS



***Look for doubles or make ten facts first**



$$10 + 8 + 2$$

www.mathfactfluencyplayground.com

$$20$$

www.mathfactfluencyplayground.com

***Look for doubles or make ten facts first**



$$8 + 9 + 1$$

www.mathfactfluencyplayground.com

$$18$$

www.mathfactfluencyplayground.com

ADDING 3 NUMBERS



***Look for doubles or make ten facts first**



$$3 + 3 + 6$$

www.mathfactfluencyplayground.com

12

www.mathfactfluencyplayground.com

***Look for doubles or make ten facts first**



$$4 + 5 + 6$$

www.mathfactfluencyplayground.com

15

www.mathfactfluencyplayground.com

ADDING 3 NUMBERS



***Look for doubles or make ten facts first**



$$5 + 7 + 5$$

www.mathfactfluencyplayground.com

17

www.mathfactfluencyplayground.com

***Look for doubles or make ten facts first**



$$6 + 6 + 7$$

www.mathfactfluencyplayground.com

19

www.mathfactfluencyplayground.com

ADDING 3 NUMBERS



***Look for doubles or make ten facts first**

$$9 + 5 + 1$$

www.mathfactfluencyplayground.com

15

www.mathfactfluencyplayground.com



***Look for doubles or make ten facts first**

$$1 + 2 + 3$$

www.mathfactfluencyplayground.com

6

www.mathfactfluencyplayground.com

ADDING 3 NUMBERS



***Look for doubles or make ten facts first**

$$4 + 4 + 9$$

www.mathfactfluencyplayground.com

17

www.mathfactfluencyplayground.com



***Look for doubles or make ten facts first**

$$7 + 7 + 3$$

www.mathfactfluencyplayground.com

17

www.mathfactfluencyplayground.com

ADDING 3 NUMBERS

$$\begin{array}{r} 2 \\ + 4 \\ + 4 \\ \hline \square \end{array}$$



www.mathfactfluencyplayground.com

10

www.mathfactfluencyplayground.com

$$\begin{array}{r} 2 \\ + 2 \\ + 3 \\ \hline \square \end{array}$$



www.mathfactfluencyplayground.com

7

www.mathfactfluencyplayground.com

ADDING 3 NUMBERS

$$\begin{array}{r} 2 \\ + 3 \\ + 2 \\ \hline \square \end{array}$$



www.mathfactfluencyplayground.com

7

www.mathfactfluencyplayground.com

$$\begin{array}{r} 5 \\ + 4 \\ + 5 \\ \hline \square \end{array}$$



www.mathfactfluencyplayground.com

14

www.mathfactfluencyplayground.com

ADDING 3 NUMBERS

$$\begin{array}{r} 2 \\ + 3 \\ + 5 \\ \hline \square \end{array}$$



www.mathfactfluencyplayground.com

10

www.mathfactfluencyplayground.com

$$\begin{array}{r} 2 \\ + 2 \\ + 5 \\ \hline \square \end{array}$$



www.mathfactfluencyplayground.com

9

www.mathfactfluencyplayground.com

ADDING 3 NUMBERS

$$\begin{array}{r} 1 \\ + 2 \\ + 3 \\ \hline \square \end{array}$$



www.mathfactfluencyplayground.com

6

www.mathfactfluencyplayground.com

$$\begin{array}{r} 1 \\ + 4 \\ + 5 \\ \hline \square \end{array}$$



www.mathfactfluencyplayground.com

10

www.mathfactfluencyplayground.com

ADDING 3 NUMBERS

$$\begin{array}{r} 1 \\ + 1 \\ 3 \\ \hline \square \end{array}$$



www.mathfactfluencyplayground.com

5

www.mathfactfluencyplayground.com

$$\begin{array}{r} 3 \\ + 3 \\ 2 \\ \hline \square \end{array}$$



www.mathfactfluencyplayground.com

8

www.mathfactfluencyplayground.com

ADDING 3 NUMBERS

$$\begin{array}{r} 2 \\ + 2 \\ \hline 6 \end{array}$$



www.mathfactfluencyplayground.com

10

www.mathfactfluencyplayground.com

$$\begin{array}{r} 1 \\ + 1 \\ \hline 4 \end{array}$$



www.mathfactfluencyplayground.com

6

www.mathfactfluencyplayground.com

ADDING 3 NUMBERS

$$\begin{array}{r} 2 \\ + 1 \\ + 1 \\ \hline \square \end{array}$$



www.mathfactfluencyplayground.com

4

www.mathfactfluencyplayground.com

$$\begin{array}{r} 4 \\ + 4 \\ + 2 \\ \hline \square \end{array}$$



www.mathfactfluencyplayground.com

10

www.mathfactfluencyplayground.com

**BE SURE TO CHECK OUT OTHER
FLUENCY ACTIVITIES AT
WWW.MATHFACTFLUENCYPLAYGROUND.COM**



A GIFT FOR YOU




Thank you so much for buying this book!
We have a gift for your child. Use this code to get
some **EXTRA FREE GOODIES** for them to download
and continue practicing their math facts!




Open the camera on your phone
(just like if you are going to take a picture.)
Hold the phone over the qr code (picture
here on the right.) Tap the link that appears
on your screen for your free download.






www.mathfactfluencyplayground.com

MAKE YOUR OWN MATH FLASHCARDS









!!!

This activity book was created to help students with their basic addition facts.

It is a fun and engaging way for students to practice their fundamental math facts. Purposeful, intentional practice done over time helps students to learn their facts.

⚡

CHECK OUT MORE **MATHTASTIC** ACTIVITIES AT
WWW.MATHFACTFLUENCYPLAYGROUND.COM



MATH FACT FLUENCY PLAYGROUND LLC