

# THE JUMBO BOOK OF VISUAL SUBTRACTION STRATEGY

## FLASHCARDS FACTS WITHIN TEN SAMPLER

### FLASHCARD GAMES INCLUDE

- SUBTRACTION BATTLE
- NUMBER LINE IT!
- FACT FAMILIES
- TEN FRAME IT!
- WHAT'S MISSING
- CLIP IT!
- PICTURE IT!
- PART PART WHOLE IT!



**THE JUMBO BOOK  
OF VISUAL  
SUBTRACTION  
STRATEGY  
FLASHCARDS  
WITHIN 10**

**MATH FACT FLUENCY PLAYGROUND LLC  
BRIDGEPORT, CT**

Copyright © Dr. Nicki Newton

All rights reserved. This book may not be reproduced in whole or in part, in any form or any means, electronic or mechanical, including redistribution of the material in any digital form, or by any information storage system, without written permission from the publisher.

To contact the author for speaking workshops or ordering books in bulk, contact us at [info@mathfactfluencyplayground.com](mailto:info@mathfactfluencyplayground.com)

978-1-963381-14-6

Published by  
Math Fact Fluency Playground LLC

Find more math activities at  
[www.mathfactfluencyplayground.com](http://www.mathfactfluencyplayground.com)

Flashcards created by  
Dr. Nicki Newton

# TABLE OF CONTENTS

<b>INTRODUCTION</b>	<b>p.1</b>
<b>BOOK BELONGS TO</b>	<b>p.2</b>
<b>HOW TO PLAY</b>	<b>p.3</b>
<b>TRACK YOUR STRATEGY</b>	<b>p.4</b>
<b>SUBTRACTING 0 (NUMBERLINE)</b>	<b>p.5</b>
<b>SUBTRACTING 1 (10 FRAME)</b>	<b>p.17</b>
<b>SUBTRACTING WITHIN 5 (NUMBER PATH)</b>	<b>p.29</b>
<b>SUBTRACTING WITHIN 5 (5 FRAME)</b>	<b>p.38</b>
<b>LOWER HALF FACTS (TEN FRAME)</b>	<b>p.55</b>
<b>COUNTING BACK 1,2,3 (NUMBER LINE)</b>	<b>p.62</b>
<b>SUBTRACTING A NUMBER FROM ITSELF</b>	<b>p.86</b>
<b>CLIP CARDS</b>	<b>p.98</b>
<b>NUMBER BONDS</b>	<b>p.105</b>
<b>DIFFERENCES OF 1 OR 2 (TEN FRAME)</b>	<b>p.117</b>
<b>SUBTRACTING WITHIN 10 (10 FRAME)</b>	<b>p.137</b>
<b>MISSING NUMBERS TO 10</b>	<b>p.149</b>
<b>MAKE YOUR OWN FLASHCARDS</b>	<b>p.137</b>

# **EXERCISING YOUR BRAIN!**

**THIS BOOK WILL HELP YOU PRACTICE YOUR MATH FACT FLUENCY! MATH FACT FLUENCY IS 3 THINGS:**

**1. GETTING THE CORRECT ANSWER AND KNOWING HOW TO EXPLAIN IT.**

**2. BEING ABLE TO THINK FLEXIBLY (KNOWING LOTS OF WAYS TO PLAY AROUND WITH THE NUMBERS).**

**3. BEING EFFICIENT (WHICH MEANS YOU CAN FIND A WAY TO DO IT THAT IS QUICK AND EASY)!**



**PRACTICING IN MANY DIFFERENT WAYS WILL HELP YOU TO BECOME AUTOMATIC! THIS MEANS YOU DON'T EVEN HAVE TO THINK ABOUT THE PROBLEM, YOU JUST KNOW IT!**

**THESE VISUAL MATH FLASHCARDS WILL DO ALL OF THE ABOVE.**

**HAPPY MATHING!**



**THIS PAGE HAS A FEW TOOLS TO HELP YOU SOLVE THE PROBLEMS. THERE IS A NUMBER PATH, NUMBER LINE AND NUMBER LADDER, TO HELP YOU ACT OUT THE PROBLEMS! THERE IS AN ANSWER KEY IN THE BACK OF THE BOOK SO YOU CAN CHECK YOUR WORK AT THE END TOO!**





**FOR MORE MATH FACT FUN  
PRACTICE, VISIT US AT  
MATHFACTFLUENCYPLAYGROUND.COM.  
YOUR PARENTS AND  
TEACHERS CAN JOIN OUR FREE  
MEMBERSHIP AND GET PLENTY OF  
ACTIVITIES TO HELP  
YOU LEARN MORE.**

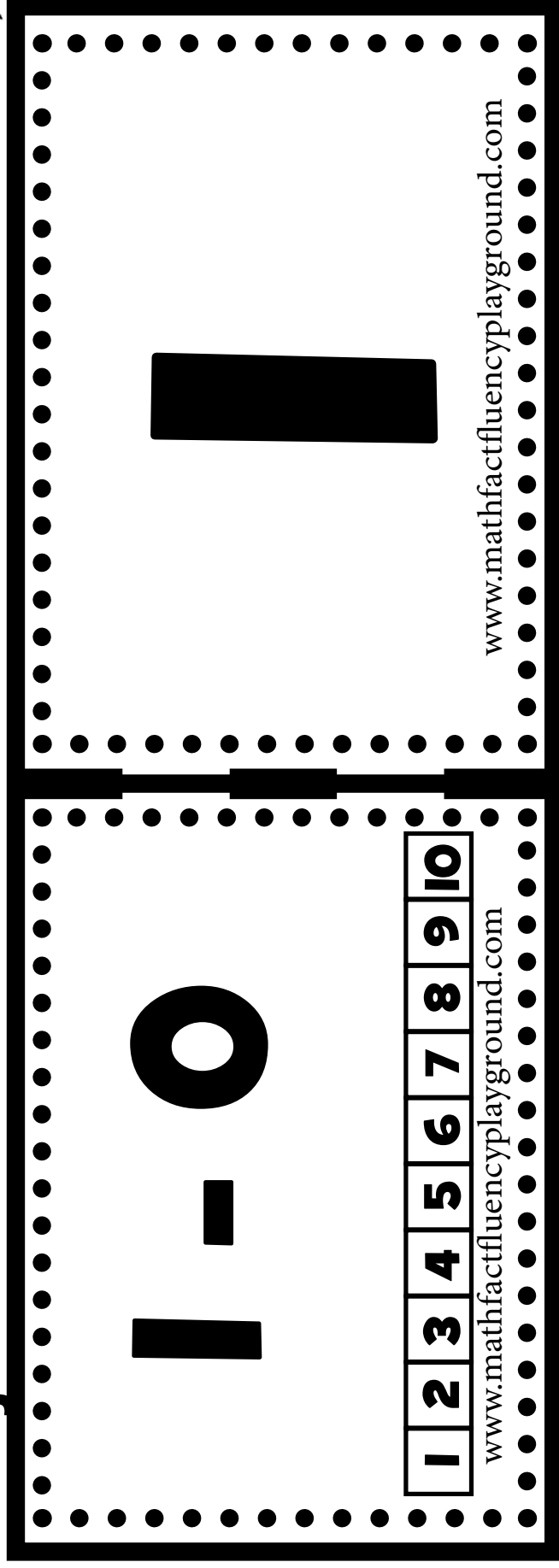


**FOR QUESTIONS AND CUSTOMER SERVICE,  
EMAIL US AT  
DRNICKI@MATHFACTFLUENCYPLAYGROUND.COM**

Math Fact Fluency Playground LLC. All rights reserved. No part of this publication may be reproduced, distributed, or transmitted, in any form or by any means, including photocopying, recording, or other electronic or mechanical methods, without prior written permission of the publisher, except in the case of brief quotations embodied in critical review and certain other noncommercial uses permitted by copyright law.

# SUBTRACTING O

Subtracting O is a difficult idea for many students. Many argue that subtracting I is easier because you have a quantity to think about. Students should have many hands on experiences working with this concept. Research states that kindergarten and first grade students should work on number paths. However, most state standards discuss the number line. We have worked with both throughout the book.





# SUBTRACTING 1

**Subtracting 1 is an important concept. Students should understand that it is the number before. They are taking away 1 so the number is getting smaller. These visual flashcards allow students to see the math.**



<b>5 - 1</b>	<table border="1"><tr><td>●</td><td>●</td><td>●</td><td>●</td><td>●</td></tr><tr><td> </td><td> </td><td> </td><td> </td><td> </td></tr></table>	●	●	●	●	●					
●	●	●	●	●							
<b>4</b>	<table border="1"><tr><td>●</td><td>●</td><td>●</td><td>●</td><td> </td></tr><tr><td> </td><td> </td><td> </td><td> </td><td> </td></tr></table>	●	●	●	●						
●	●	●	●								

[www.mathfactfluencyplayground.com](http://www.mathfactfluencyplayground.com)

# SUBTRACTING WITHIN 5

Kindergarteners should work on fluency within 5 and in some states within 10. Our next set of cards explore how students can use the number paths to figure out the answer.




<b>5 - 3</b>				<b>2</b>				
1	2	3	4	5				
<a href="http://www.mathfactfluencyplayground.com">www.mathfactfluencyplayground.com</a>				<a href="http://www.mathfactfluencyplayground.com">www.mathfactfluencyplayground.com</a>				

# LOWER HALF FACTS

It is important that students recognize the relationships between half facts and doubles facts. Halving is more challenging than doubling. If students relate the two strategies, and make sense of them together, they will be able to use this information with other types of numbers. We use a ten frame so that students can visualize the half facts.



$$8 - 4$$



[www.mathfactfluencyplayground.com](http://www.mathfactfluencyplayground.com)

$$4$$

[www.mathfactfluencyplayground.com](http://www.mathfactfluencyplayground.com)

# COUNTING BACK 1,2,3

**Count back facts are important. Students should be able to talk about what is happening when we subtract 1,2 or 3 from a number. They should know the differences of 1 or 2 comfortably. They should also have the strategy of counting back when they see 3. They should be able to use the count up strategy as well.**



A number line starting at 0 and ending at 10, with arrows at both ends. The numbers 0, 1, 2, 3, 4, 5, 6, 7, 8, 9, and 10 are written below the line. The line is marked with vertical tick marks.

0 1 2 3 4 5 6 7 8 9 10

[www.mathfactfluencyplayground.com](http://www.mathfactfluencyplayground.com)

**2 - 1**

A number line starting at 0 and ending at 10, with arrows at both ends. The numbers 0, 1, 2, 3, 4, 5, 6, 7, 8, 9, and 10 are written below the line. The line is marked with vertical tick marks.

0 1 2 3 4 5 6 7 8 9 10

[www.mathfactfluencyplayground.com](http://www.mathfactfluencyplayground.com)

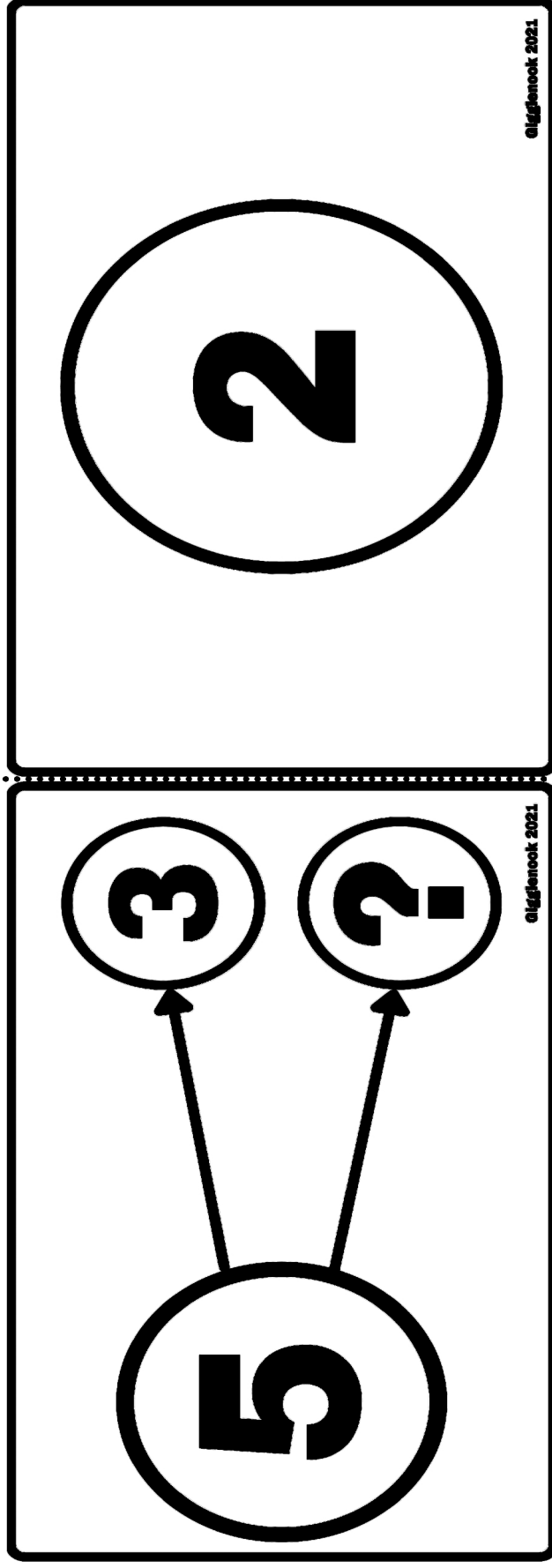
# Subtracting from 10

These are clip cards. They are a great bridge for students who are practicing for instant recall. This is after students understand strategies, can explain their thinking and are working on practice over time. Students pick an answer and check the back. They should explain why they picked that answer and how they know that they are correct. These are a great scaffold to moving onto regular, traditional flashcards.

<div>SUBTRACTING FROM 10</div> <div>10 - 2</div> <div>Giggleenook</div>	9		Giggleenook
	8	●	
	7		

# NUMBER BONDS

Numbers bonds cards are a great way to develop whole part thinking. Students should work with these and explain how they found the answer. They could either count up or count back. These cards are great to practice along with part part whole cards.




# SUBTRACTING WITHIN 10

In many states, the first grade fluency is addition and subtraction within 10. Students need many concrete, pictorial and abstract activities that help them build a conceptual understanding of subtraction so that they will gain procedural fluency.



$$10 - 2$$



[www.mathfactfluencyplayground.com](http://www.mathfactfluencyplayground.com)

8

[www.mathfactfluencyplayground.com](http://www.mathfactfluencyplayground.com)



Fluency Doesn't Just Happen. It is a well planned journey!



**BE SURE TO CHECK OUT OTHER  
FLUENCY ACTIVITIES AT  
[WWW.MATHFACTFLUENCYPLAYGROUND.COM](http://WWW.MATHFACTFLUENCYPLAYGROUND.COM)**

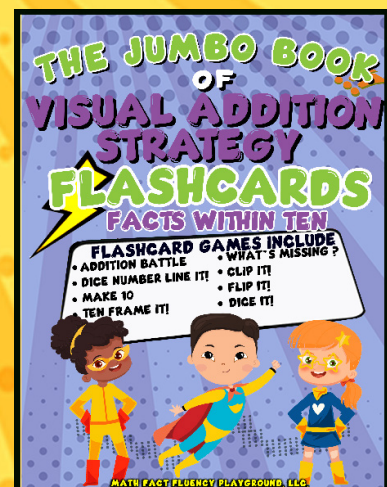
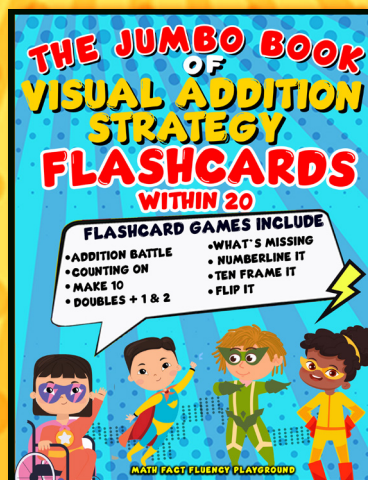



!!!

This activity book was created to help students with their basic addition and subtraction facts. It is a fun and engaging way for students to practice their fundamental math facts. Purposeful, intentional practice read over time helps students to learn their facts.

⚡

**CHECK OUT MORE MATHTASTIC ACTIVITIES AT  
[WWW.MATHFACTFLUENCYPLAYGROUND.COM](http://WWW.MATHFACTFLUENCYPLAYGROUND.COM)**



**MATH FACT FLUENCY PLAYGROUND LLC**