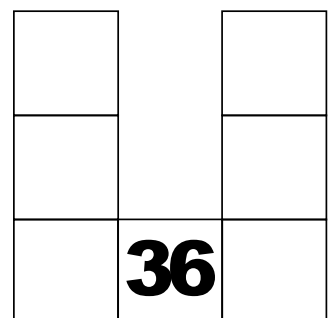
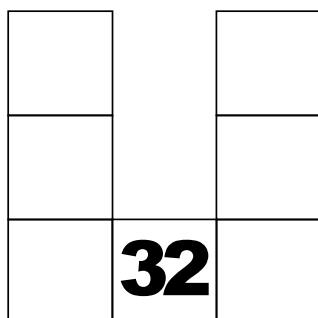
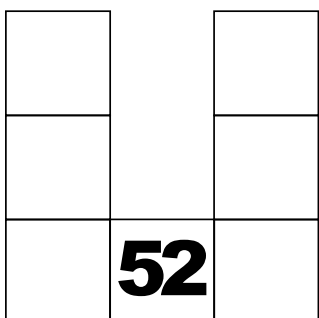
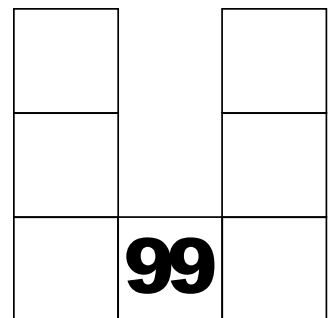
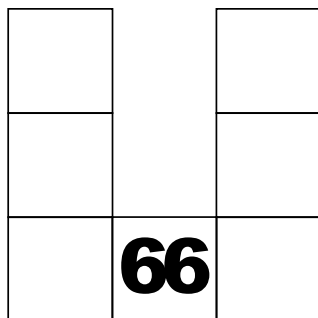
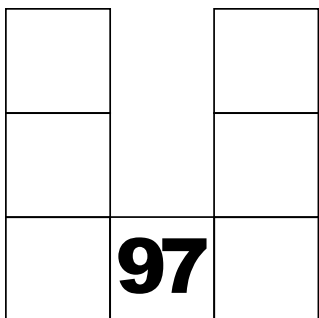
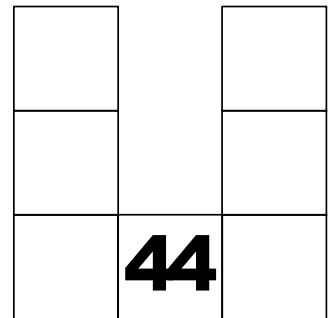
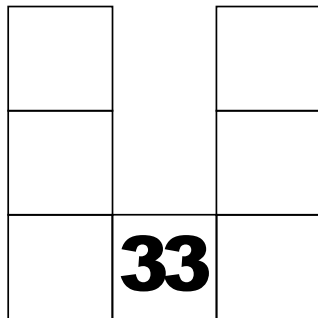

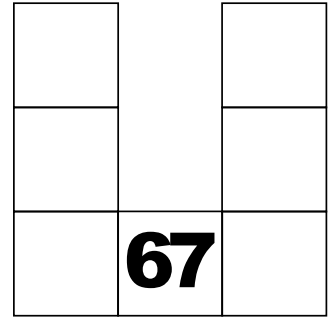
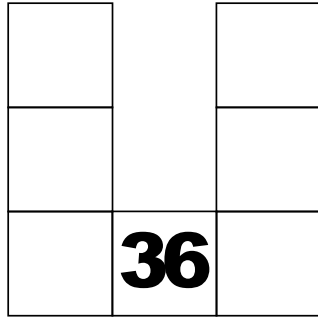



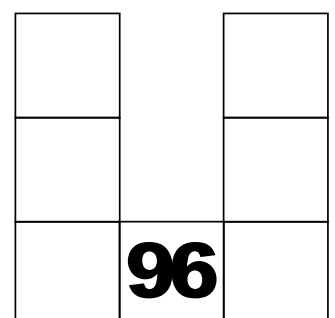
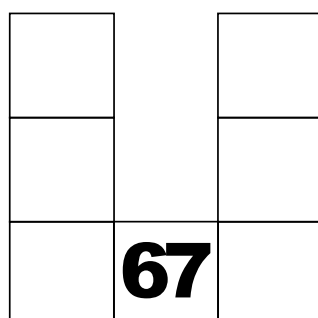
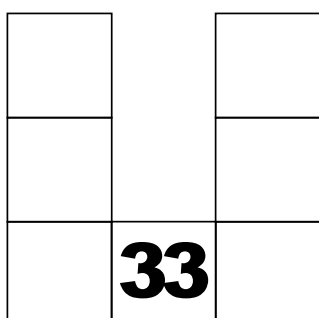
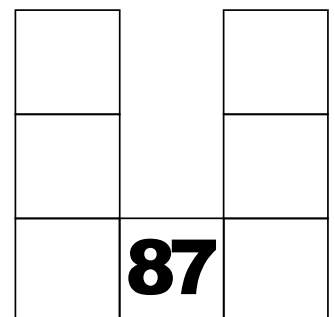
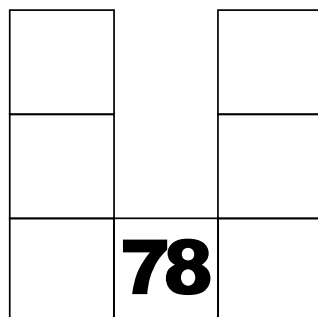
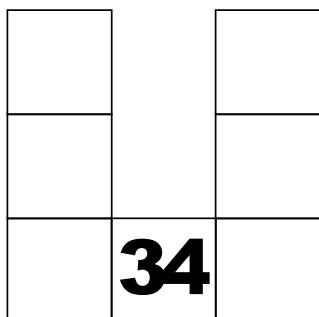


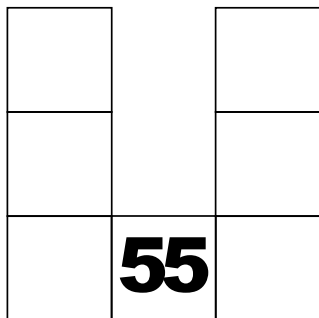
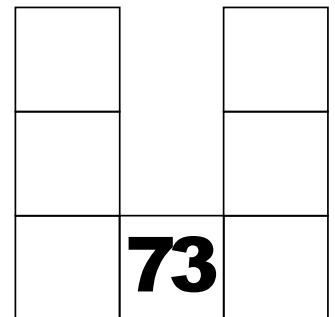
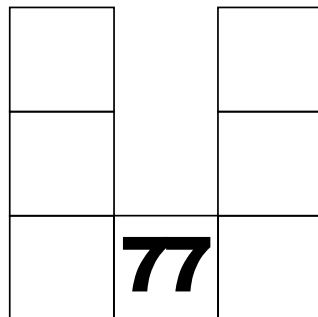
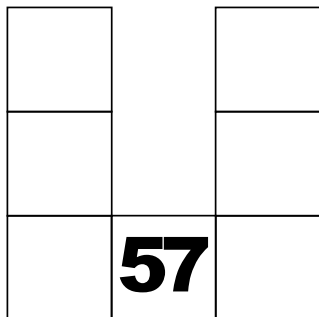
# HUNDRED GRID PUZZLES

Finding more and less



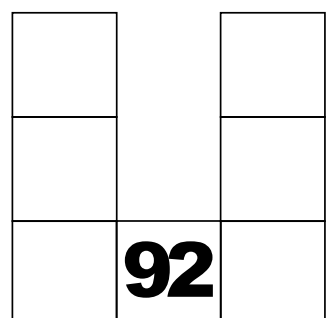
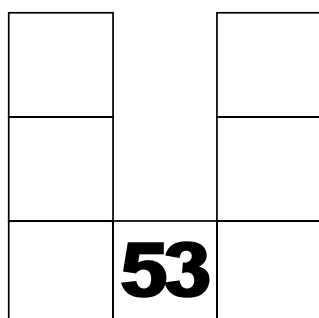


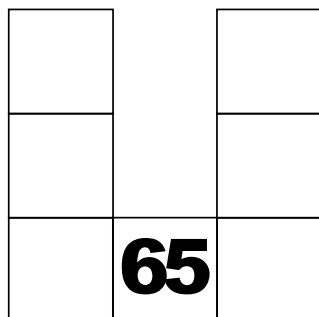
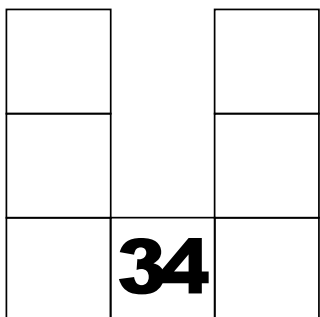
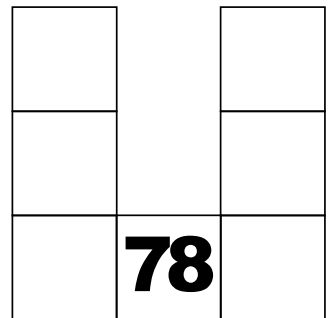
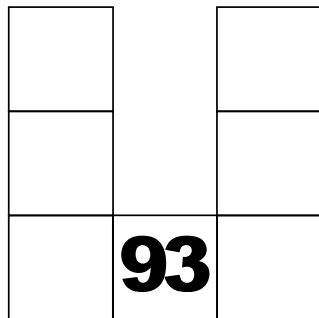
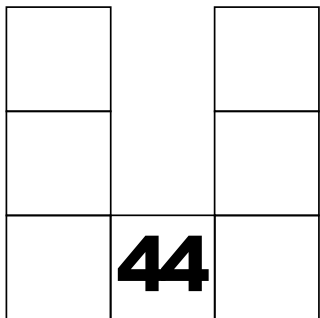



# HUNDRED GRID PUZZLES

Finding more and less



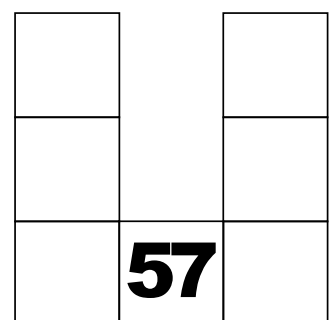
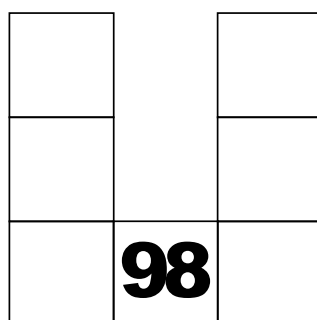
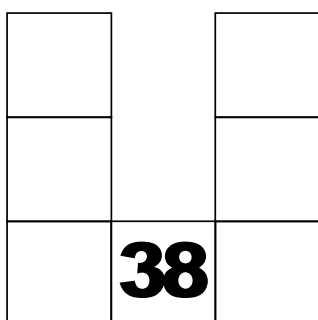
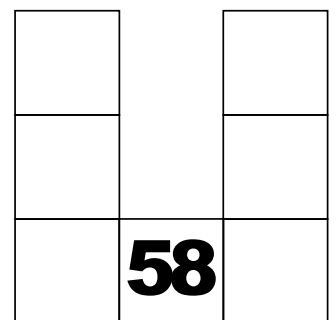
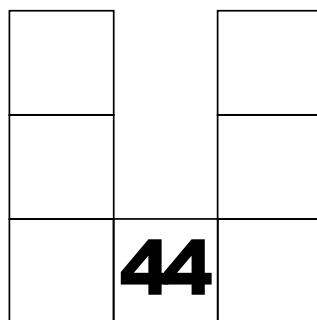
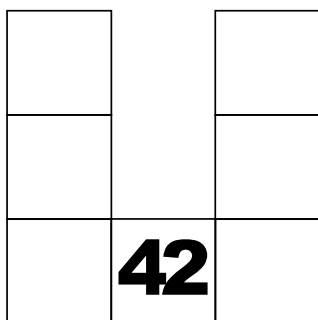
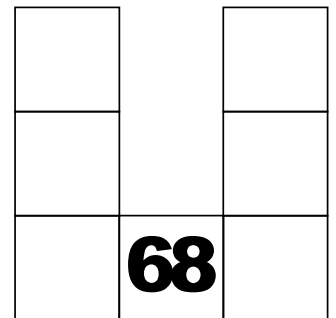
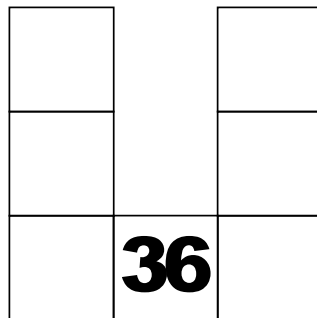
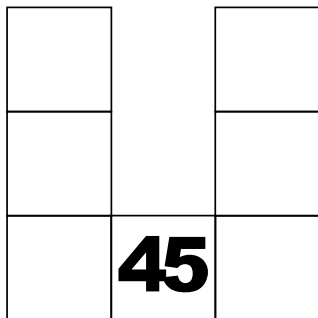
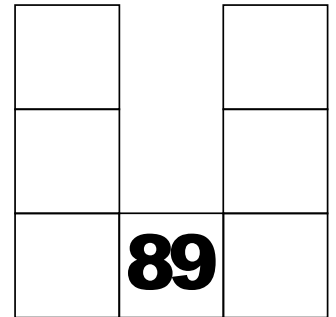
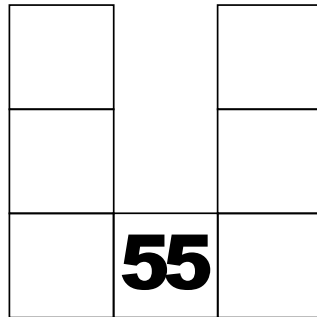

# HUNDRED GRID PUZZLES

Finding more and less



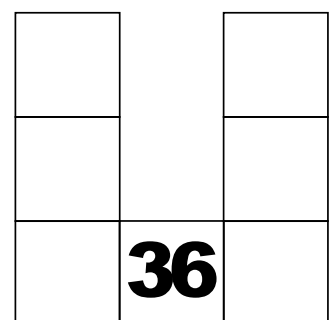
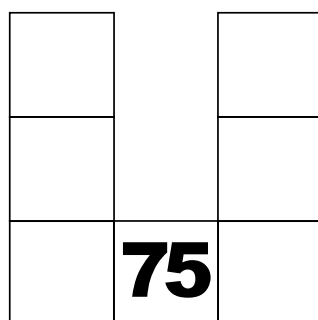
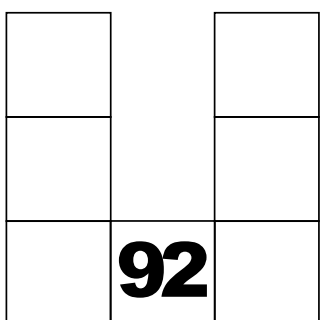
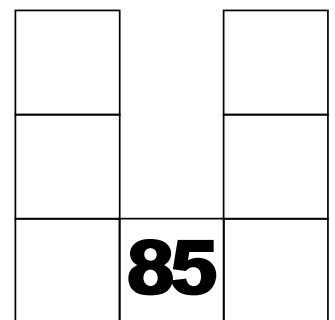
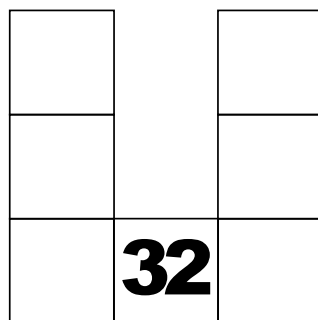
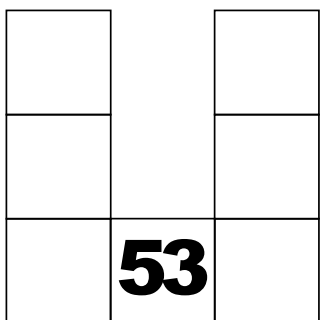
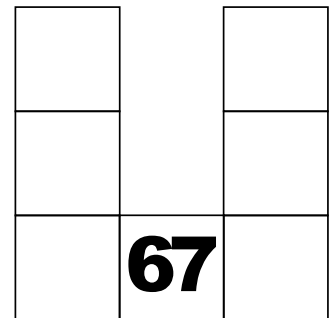
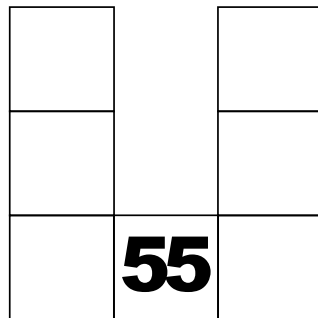
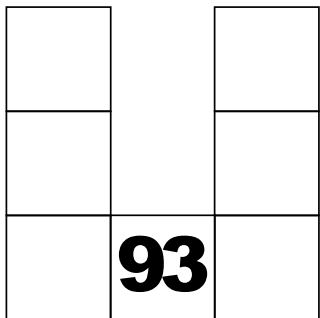
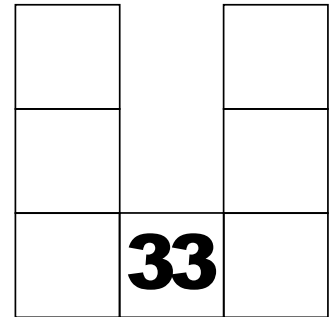
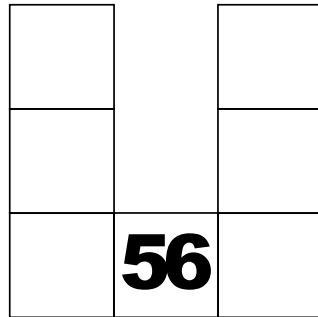
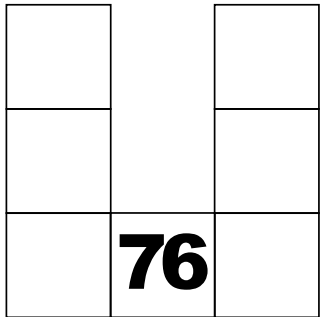
# HUNDRED GRID PUZZLES

Finding more and less



# HUNDRED GRID PUZZLES

Finding more and less



# Finding more and less flashcard

**FILL IN THE CHART**

	98	

**FILL IN THE CHART**

	77	79
	87	89
	97	98

**FILL IN THE CHART**

	36	

**FILL IN THE CHART**

	15	17
	25	27
	35	36

**FILL IN THE CHART**

	67	

**FILL IN THE CHART**

	46	48
	56	58
	66	67

# Finding more and less flashcard

**FILL IN THE CHART**

	56	

**FILL IN THE CHART**

35		37
45		47
55	56	57

**FILL IN THE CHART**

	33	

**FILL IN THE CHART**

12		14
22		24
32	33	34

**FILL IN THE CHART**

	44	

**FILL IN THE CHART**

23		25
33		35
43	44	45

# Finding more and less flashcard

**FILL IN THE CHART**

	97	

**FILL IN THE CHART**

76		78
86		88
96	97	98

**FILL IN THE CHART**

	66	

**FILL IN THE CHART**

45		47
55		57
65	66	67

**FILL IN THE CHART**

	99	

**FILL IN THE CHART**

78		80
88		90
98	99	100



# Finding more and less flashcard

**FILL IN THE CHART**

	52	

**FILL IN THE CHART**

31		33
41		43
51	52	53

**FILL IN THE CHART**

	32	

**FILL IN THE CHART**

11		13
21		23
31	32	33

**FILL IN THE CHART**

	36	

**FILL IN THE CHART**

15		17
25		27
35	36	37

# Finding more and less flashcard

**FILL IN THE CHART**

	57	

**FILL IN THE CHART**

	36	38	
	46	48	
	56	57	58

**FILL IN THE CHART**

	77	

**FILL IN THE CHART**

	56	58	
	66	68	
	76	77	78

**FILL IN THE CHART**

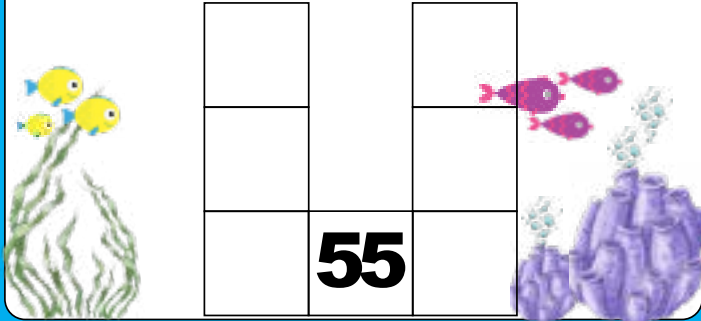
	73	

**FILL IN THE CHART**

	52	54	
	62	64	
	72	73	74

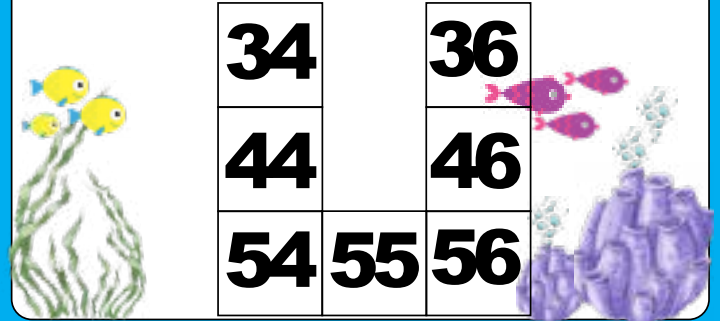
# Finding more and less flashcard

**FILL IN THE CHART**



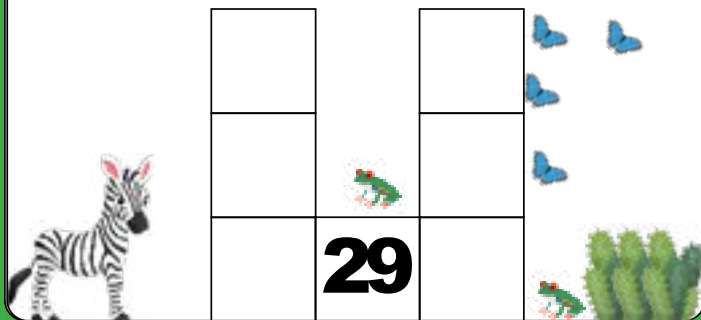
	<b>55</b>	

**FILL IN THE CHART**



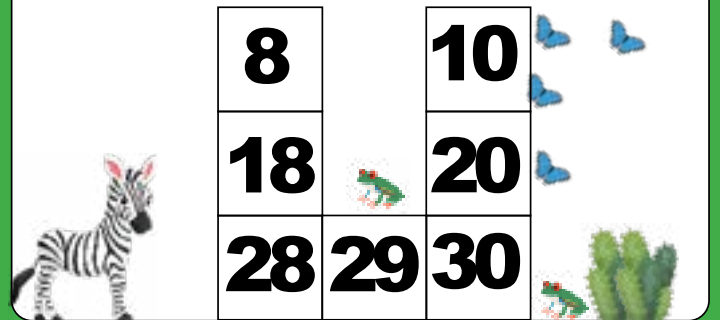
<b>34</b>		<b>36</b>
<b>44</b>		<b>46</b>
<b>54</b>	<b>55</b>	<b>56</b>

**FILL IN THE CHART**




	<b>29</b>	

**FILL IN THE CHART**




<b>8</b>		<b>10</b>
<b>18</b>		<b>20</b>
<b>28</b>	<b>29</b>	<b>30</b>

**FILL IN THE CHART**



	<b>23</b>	

**FILL IN THE CHART**



<b>2</b>		<b>4</b>
<b>12</b>		<b>14</b>
<b>22</b>	<b>23</b>	<b>24</b>

# Finding more and less flashcard

**FILL IN THE CHART**

	34	

**FILL IN THE CHART**

13		15
23		25
33	34	35

**FILL IN THE CHART**

	78	

**FILL IN THE CHART**

57		59
67		69
77	78	79

**FILL IN THE CHART**

	87	

**FILL IN THE CHART**

66		68
76		78
86	87	88

# Finding more and less flashcard

A flashcard with a blue border and an aquarium scene. In the center is a 3x3 grid. The number 33 is written in the bottom-middle cell. The grid is surrounded by illustrations of fish, coral, and a dolphin.

**FILL IN THE CHART**

12		14
22		24
32	33	34

A flashcard with a blue border and an aquarium scene. In the center is a 3x3 grid. The number 33 is written in the bottom-middle cell. The grid is surrounded by illustrations of fish, coral, and a dolphin.

**FILL IN THE CHART**

	67	

A flashcard with a green border and a savanna scene. In the center is a 3x3 grid. The number 67 is written in the bottom-middle cell. The grid is surrounded by illustrations of an elephant, a monkey, and palm trees.

**FILL IN THE CHART**

46		48
56		58
66	67	68

A flashcard with a green border and a savanna scene. In the center is a 3x3 grid. The number 67 is written in the bottom-middle cell. The grid is surrounded by illustrations of an elephant, a monkey, and palm trees.

**FILL IN THE CHART**

	96	

A flashcard with a blue border and an underwater scene. In the center is a 3x3 grid. The number 96 is written in the bottom-middle cell. The grid is surrounded by illustrations of sea turtles, coral, and bubbles.


**FILL IN THE CHART**

75		77
85		87
95	96	97




A flashcard with a blue border and an underwater scene. In the center is a 3x3 grid. The number 96 is written in the bottom-middle cell. The grid is surrounded by illustrations of sea turtles, coral, and bubbles.

# Finding more and less flashcard











**FILL IN THE CHART**

				
		<b>45</b>		









**FILL IN THE CHART**

				
	<b>24</b>		<b>26</b>	
	<b>34</b>		<b>36</b>	
	<b>44</b>	<b>45</b>	<b>46</b>	




**FILL IN THE CHART**

				
				
				
		<b>33</b>		
				




**FILL IN THE CHART**

				
	<b>12</b>		<b>14</b>	
	<b>22</b>		<b>24</b>	
	<b>32</b>	<b>33</b>	<b>34</b>	
				

**FILL IN THE CHART**

			
		<b>55</b>	

**FILL IN THE CHART**

	<b>34</b>		<b>36</b>	
	<b>44</b>		<b>46</b>	
	<b>54</b>	<b>55</b>	<b>56</b>	

# Finding more and less flashcard

**FILL IN THE CHART**

	44	

**FILL IN THE CHART**

23		25
33		35
43	44	45

**FILL IN THE CHART**

	93	

**FILL IN THE CHART**

72		74
82		84
92	93	94

**FILL IN THE CHART**

	78	

**FILL IN THE CHART**

57		59
67		69
77	78	79

# Finding more and less flashcard

**FILL IN THE CHART**

	34	

**FILL IN THE CHART**

13		15
23		25
33	34	35

**FILL IN THE CHART**

	65	

**FILL IN THE CHART**

44		46
54		56
64	65	66

**FILL IN THE CHART**

	36	


**FILL IN THE CHART**

15		17
25		27
35	36	37




# Finding more and less flashcard

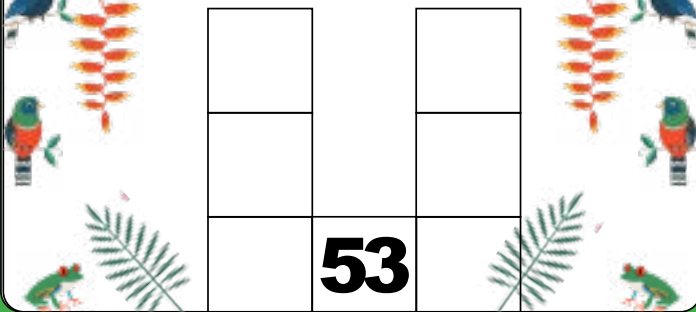
FILL IN THE CHART



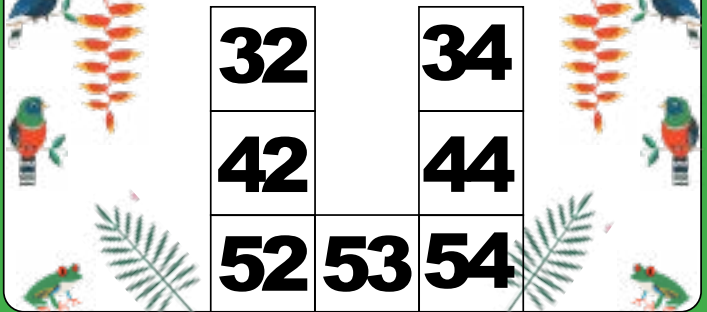
FILL IN THE CHART




FILL IN THE CHART



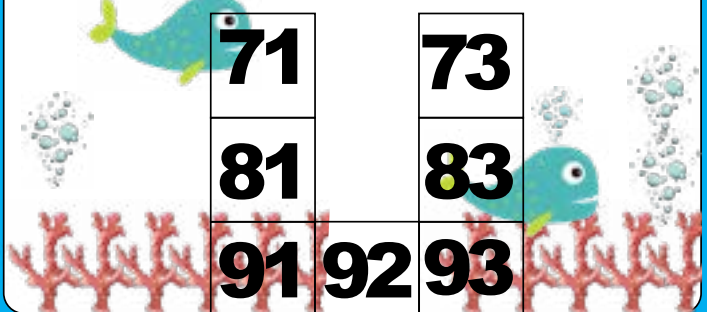
FILL IN THE CHART



FILL IN THE CHART



FILL IN THE CHART



# Finding more and less flashcard

**FILL IN THE CHART**

	<b>32</b>	

**FILL IN THE CHART**

<b>11</b>		<b>13</b>
<b>21</b>		<b>23</b>
<b>31</b>	<b>32</b>	<b>33</b>

**FILL IN THE CHART**

	<b>55</b>	

**FILL IN THE CHART**

<b>34</b>		<b>36</b>
<b>44</b>		<b>46</b>
<b>54</b>	<b>55</b>	<b>56</b>

**FILL IN THE CHART**

	<b>89</b>	

**FILL IN THE CHART**

<b>67</b>		<b>70</b>
<b>77</b>		<b>80</b>
<b>87</b>	<b>89</b>	<b>90</b>

# Finding more and less flashcard

**FILL IN THE CHART**

	45	

**FILL IN THE CHART**

24	26	
34	36	
44	45	46

**FILL IN THE CHART**

	36	

**FILL IN THE CHART**

15	17	
25	27	
35	36	37

**FILL IN THE CHART**

	68	

**FILL IN THE CHART**

47	49	
57	59	
67	68	69

# Finding more and less flashcard

**FILL IN THE CHART**

	42	

**FILL IN THE CHART**

21		23
31		33
41	42	43

**FILL IN THE CHART**

	44	

**FILL IN THE CHART**

23		25
33		35
43	44	45

**FILL IN THE CHART**

	58	

**FILL IN THE CHART**

37		39
47		49
57	58	59

# Finding more and less flashcard

**FILL IN THE CHART**

		<b>38</b>	

**FILL IN THE CHART**

	<b>17</b>	<b>19</b>	
	<b>27</b>	<b>29</b>	
	<b>37</b>	<b>38</b>	<b>39</b>

**FILL IN THE CHART**

		<b>98</b>	

**FILL IN THE CHART**

	<b>77</b>	<b>79</b>	
	<b>87</b>	<b>89</b>	
	<b>97</b>	<b>98</b>	<b>99</b>

**FILL IN THE CHART**

		<b>57</b>	

**FILL IN THE CHART**

	<b>36</b>	<b>38</b>	
	<b>46</b>	<b>48</b>	
	<b>56</b>	<b>57</b>	<b>58</b>

# Finding more and less flashcard

**FILL IN THE CHART**

		76

**FILL IN THE CHART**

55		57
65		67
75	76	77

**FILL IN THE CHART**

		56

**FILL IN THE CHART**

37		37
47		47
55	56	57

**FILL IN THE CHART**


		33

**FILL IN THE CHART**

12		14
22		24
32	33	34

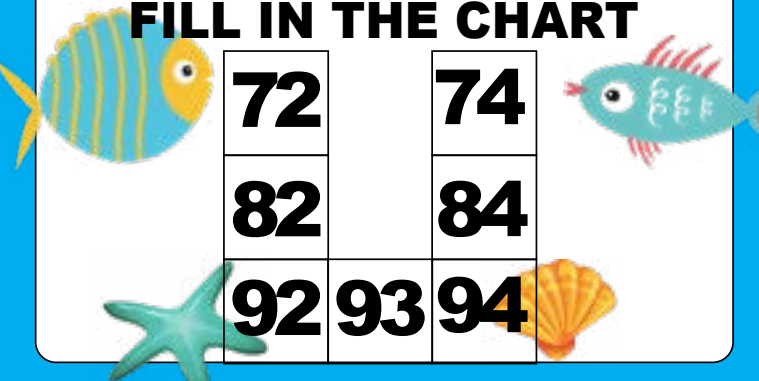
# Finding more and less flashcard

**FILL IN THE CHART**




	<b>93</b>	

**FILL IN THE CHART**



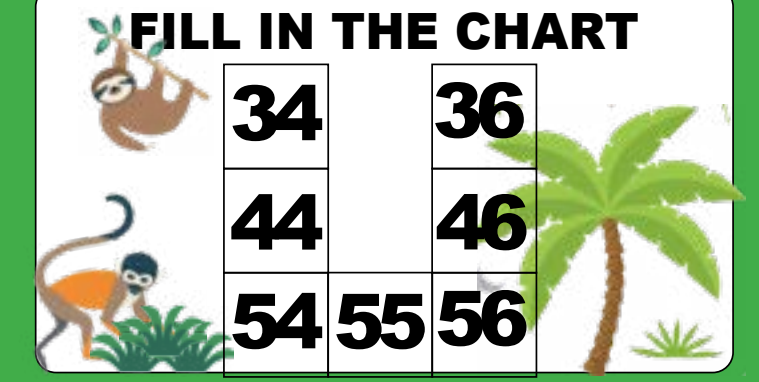
<b>72</b>		<b>74</b>
<b>82</b>		<b>84</b>
<b>92</b>	<b>93</b>	<b>94</b>

**FILL IN THE CHART**



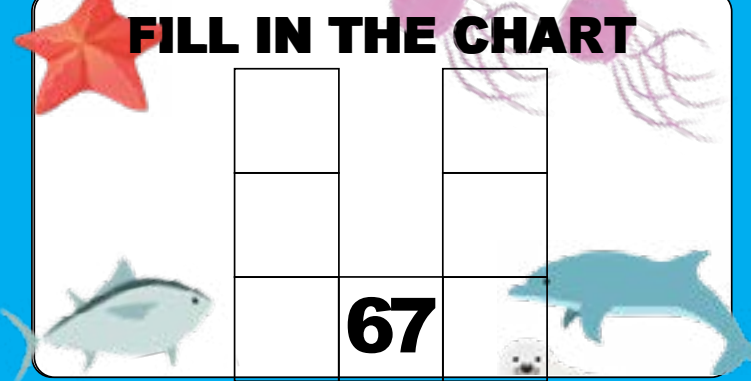
	<b>55</b>	

**FILL IN THE CHART**



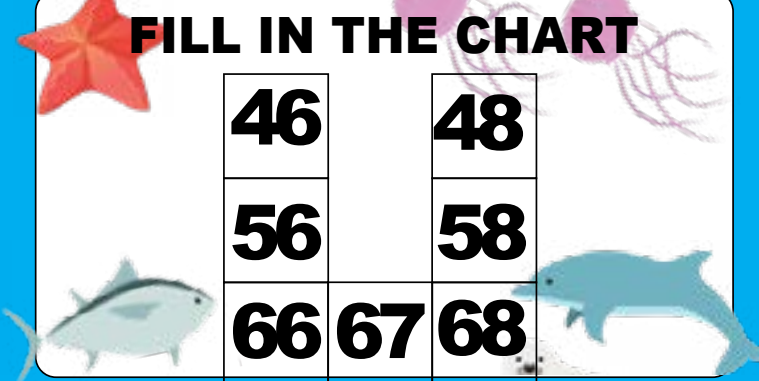
<b>34</b>		<b>36</b>
<b>44</b>		<b>46</b>
<b>54</b>	<b>55</b>	<b>56</b>

**FILL IN THE CHART**



	<b>67</b>	

**FILL IN THE CHART**



<b>46</b>		<b>48</b>
<b>56</b>		<b>58</b>
<b>66</b>	<b>67</b>	<b>68</b>

# Finding more and less flashcard

**FILL IN THE CHART**

	53	

**FILL IN THE CHART**

32		34
42		44
52	53	54

**FILL IN THE CHART**

	32	

**FILL IN THE CHART**

11		13
21		23
31	32	33

**FILL IN THE CHART**

	85	

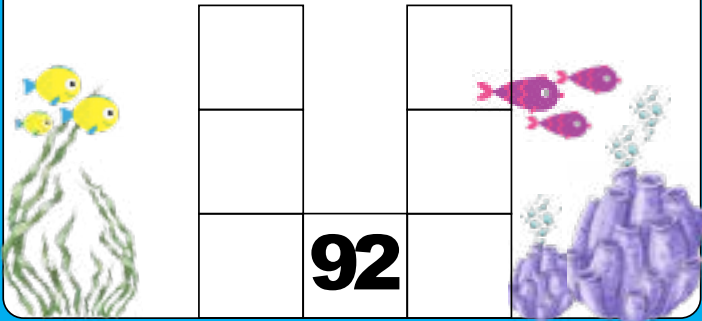
**FILL IN THE CHART**

64		66
74		76
84	85	86

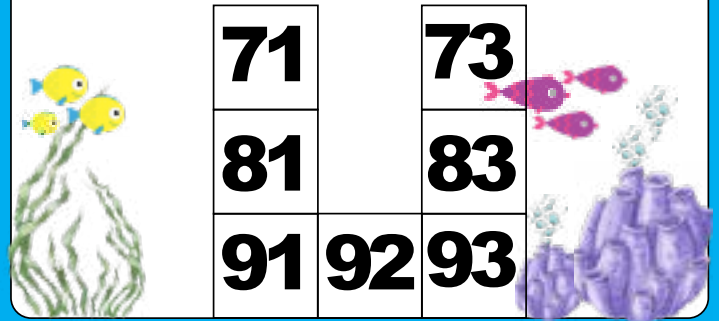


# Finding more and less flashcard

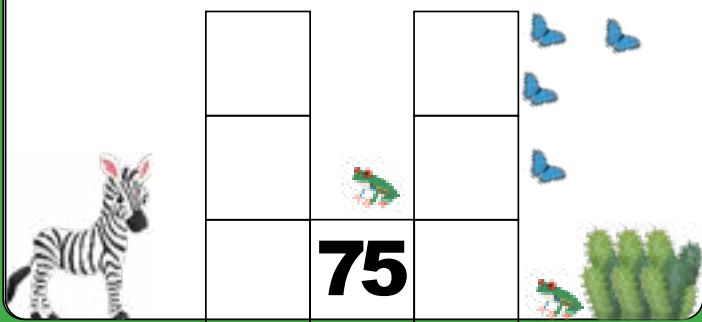
**FILL IN THE CHART**



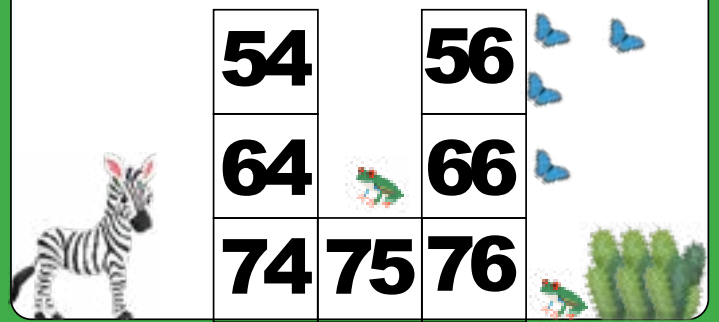
**FILL IN THE CHART**



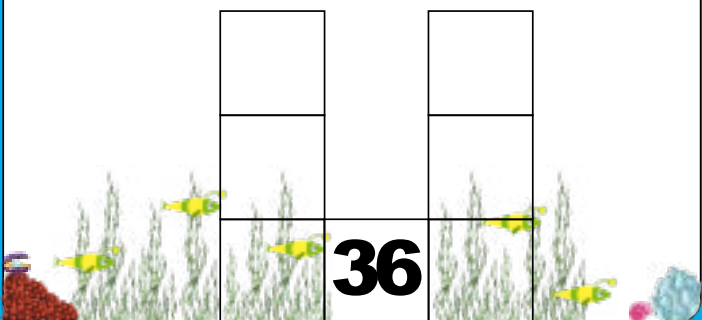
**FILL IN THE CHART**



**FILL IN THE CHART**



**FILL IN THE CHART**



**FILL IN THE CHART**

