



HUNDRED GRID PUZZLES

Finding more and less


1



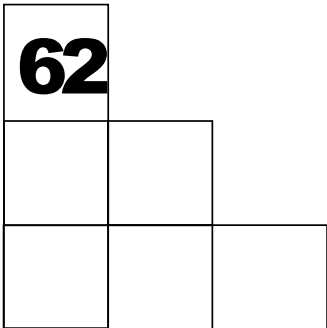
22



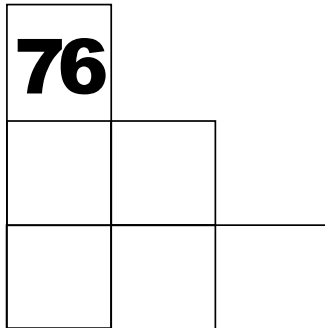
51



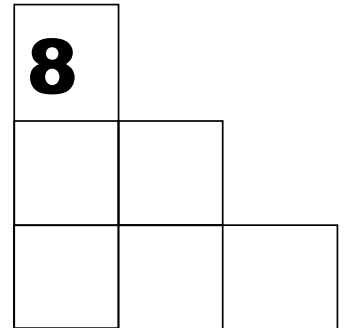
62




76




8



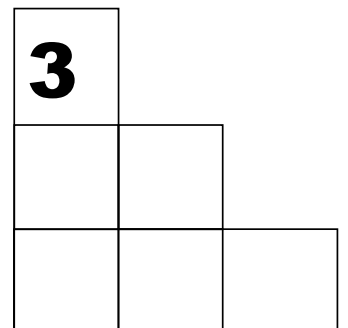
71



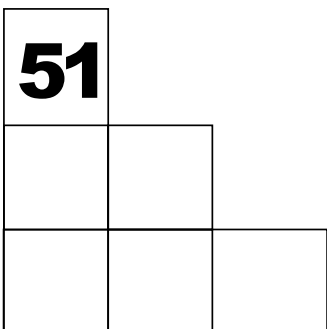
14



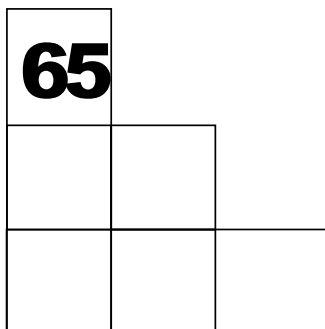
3



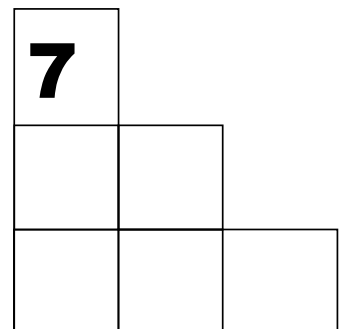
51



65




7




HUNDRED GRID PUZZLES

Finding more and less


3



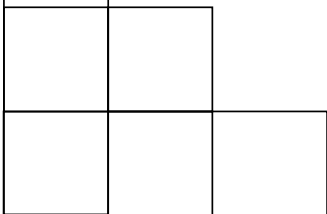
62



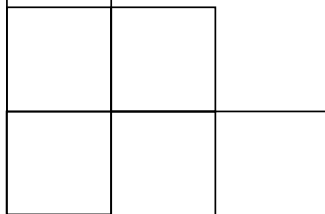
43




1



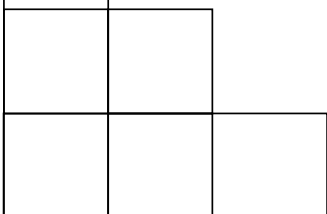
44



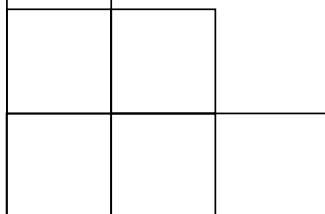
33



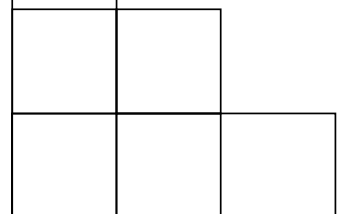
11



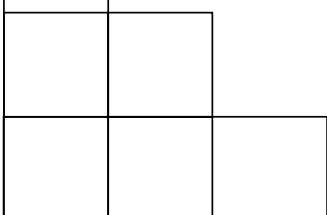
61



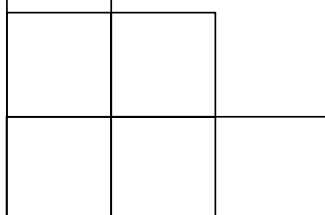
55



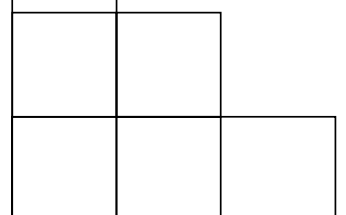
16



47




54




HUNDRED GRID PUZZLES

Finding more and less


12




18



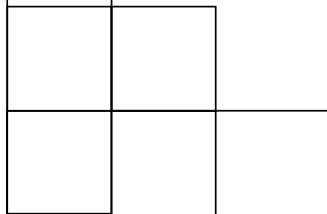
57



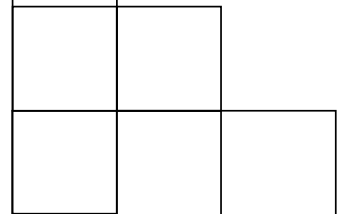
41




21



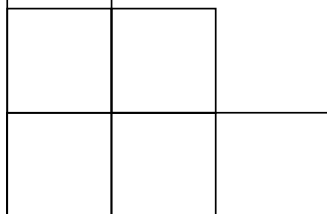
32



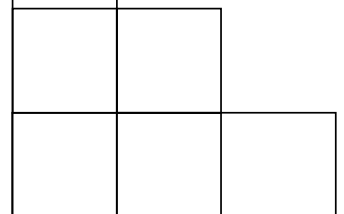
23



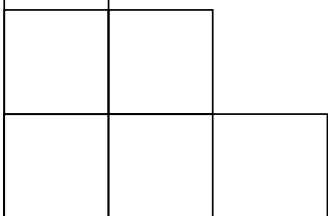
33



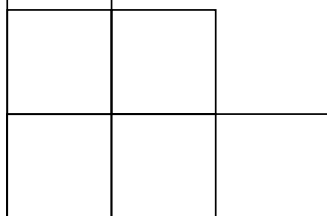
7



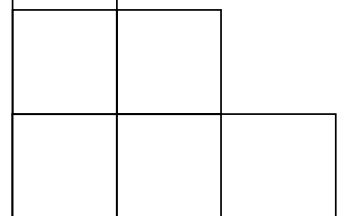
72



76



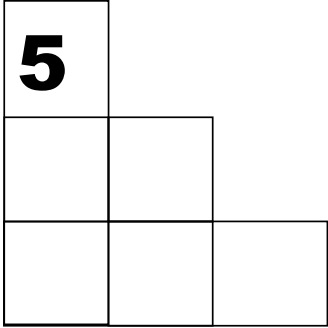
43



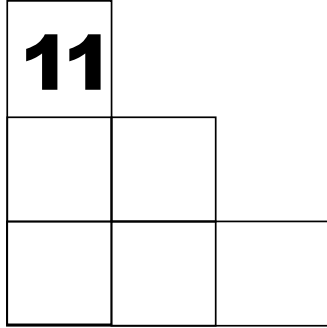
HUNDRED GRID PUZZLES

Finding more and less


5



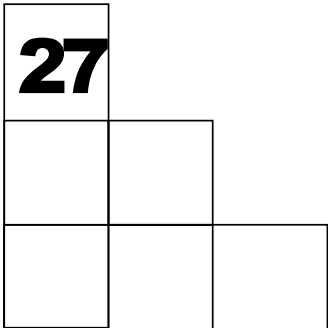
11



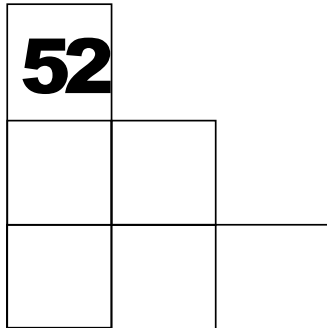
34




27



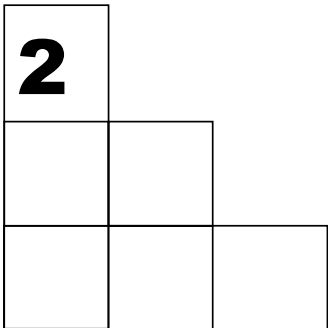
52




36



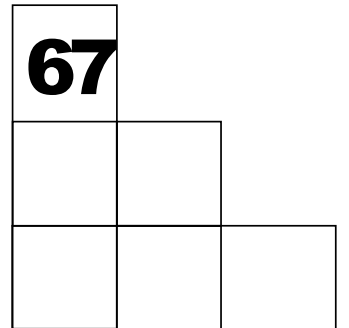
2



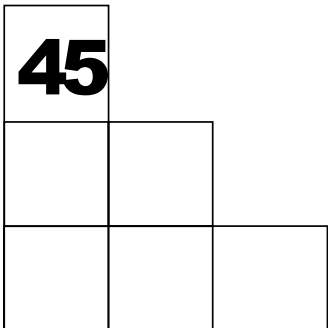
25




67



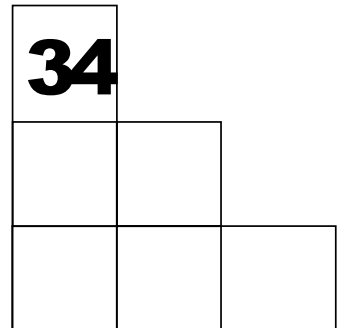
45



18




34




HUNDRED GRID PUZZLES

Finding more and less


11




41




25




57




17




33




55




32




15




1



73



31



Finding more and less flashcard

FILL IN THE CHART

A blue-themed flashcard with an ocean background. It features a large blue and yellow striped fish on the left, a smaller blue fish on the right, a green starfish at the bottom left, and two orange seashells at the bottom right. A chart is positioned in the center, starting with the number 1 in the top-left cell. The chart has three rows and three columns. The first row has one cell with '1'. The second row has two empty cells. The third row has three empty cells.

1		

FILL IN THE CHART

A blue-themed flashcard with an ocean background, identical to the first one. The chart is filled with numbers: 11, 12, 21, 22, and 23. The first row has '11' and '12'. The second row has '21', '22', and '23'.

11	12	
21	22	23

FILL IN THE CHART

A green-themed flashcard with a jungle background. It features a brown sloth hanging from a branch on the left, a brown monkey on the bottom left, and a green palm tree on the right. A chart is positioned in the center, starting with the number 22 in the top-left cell. The chart has three rows and three columns. The first row has one cell with '22'. The second row has two empty cells. The third row has three empty cells.

22		

FILL IN THE CHART

A green-themed flashcard with a jungle background, identical to the third one. The chart is filled with numbers: 32, 33, 42, 43, and 44. The first row has '32' and '33'. The second row has '42', '43', and '44'.

32	33	
42	43	44

FILL IN THE CHART

A blue-themed flashcard with an ocean background. It features a red starfish on the left, a purple jellyfish at the top right, a grey fish on the bottom left, and a blue dolphin on the bottom right. A chart is positioned in the center, starting with the number 51 in the top-left cell. The chart has three rows and three columns. The first row has one cell with '51'. The second row has two empty cells. The third row has three empty cells.

51		

FILL IN THE CHART

A blue-themed flashcard with an ocean background, identical to the fifth one. The chart is filled with numbers: 61, 62, 71, 72, and 73. The first row has '61' and '62'. The second row has '71', '72', and '73'.

61	62	
71	72	73

Finding more and less flashcard

FILL IN THE CHART

62		

FILL IN THE CHART

62		
72	73	
82	83	84

FILL IN THE CHART

76		

FILL IN THE CHART

76		
86	87	
96	97	98

FILL IN THE CHART

8		


FILL IN THE CHART

8		
18	19	
28	29	30

Finding more and less flashcard

FILL IN THE CHART

71		



FILL IN THE CHART

71		
81	82	
91	92	93



FILL IN THE CHART

14		



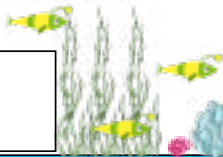
FILL IN THE CHART

14		
24	25	
34	35	36



FILL IN THE CHART

3		



FILL IN THE CHART

3		
13	14	
23	24	25



Finding more and less flashcard

FILL IN THE CHART

51		

FILL IN THE CHART

51		
61	62	
71	72	73

FILL IN THE CHART

65		

FILL IN THE CHART

65		
75	76	
85	86	87

FILL IN THE CHART

7		


FILL IN THE CHART

7		
17	18	
27	28	29

Finding more and less flashcard


FILL IN THE CHART

3		




FILL IN THE CHART

3		
13	14	
23	24	25




FILL IN THE CHART

62		




FILL IN THE CHART

62		
72	73	
82	83	84




FILL IN THE CHART

43		



FILL IN THE CHART

43		
53	54	
63	64	65



Finding more and less flashcard

FILL IN THE CHART

1		

FILL IN THE CHART

1		
11 12		
21 22 23		

FILL IN THE CHART

44		

FILL IN THE CHART

44		
54 55		
64 65 66		

FILL IN THE CHART


33		

FILL IN THE CHART


33		
43 44		
53 54 55		

Finding more and less flashcard


FILL IN THE CHART



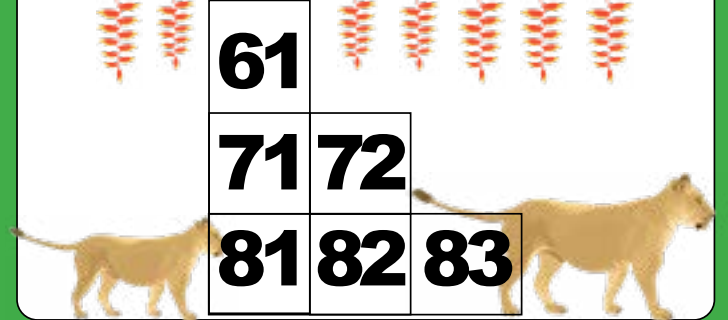
FILL IN THE CHART



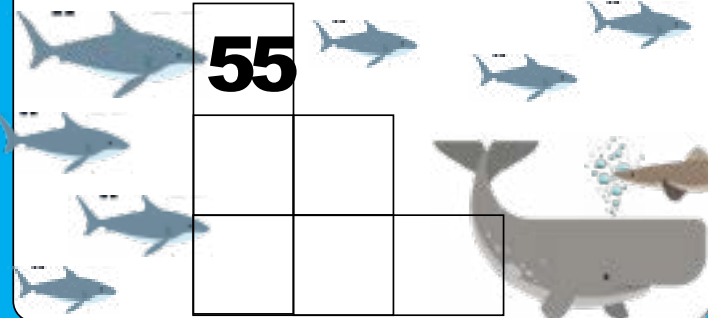
FILL IN THE CHART




FILL IN THE CHART



FILL IN THE CHART



FILL IN THE CHART



Finding more and less flashcard

FILL IN THE CHART

16		

FILL IN THE CHART

16		
26	27	
36	37	38

FILL IN THE CHART

47		

FILL IN THE CHART

47		
57	58	
67	68	69

FILL IN THE CHART

54		

FILL IN THE CHART

54		
64	65	
74	75	76

Finding more and less flashcard

FILL IN THE CHART

12		

FILL IN THE CHART

12		
22	23	
32	33	34

FILL IN THE CHART

18		

FILL IN THE CHART

18		
28	29	
38	39	40

FILL IN THE CHART

57		

FILL IN THE CHART

57		
67	68	
77	78	79

Finding more and less flashcard

FILL IN THE CHART

41		

FILL IN THE CHART

41		
51	52	
61	62	63

FILL IN THE CHART

21		

FILL IN THE CHART

21		
31	32	
41	42	43

FILL IN THE CHART

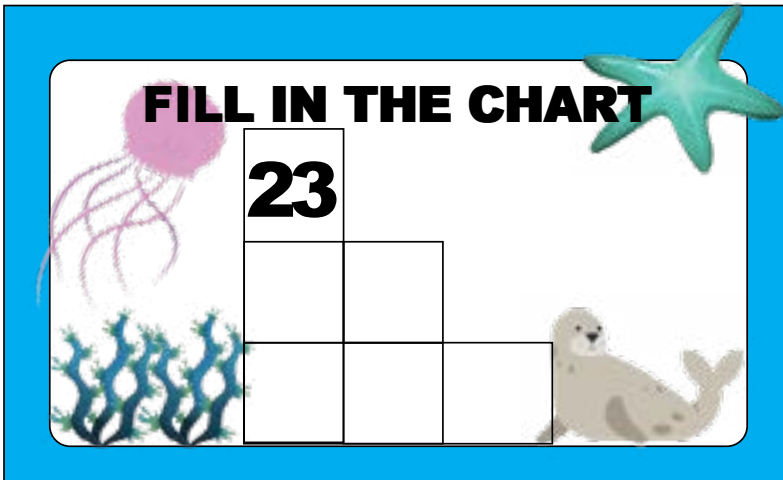
32		

FILL IN THE CHART

32		
42	43	
52	53	54

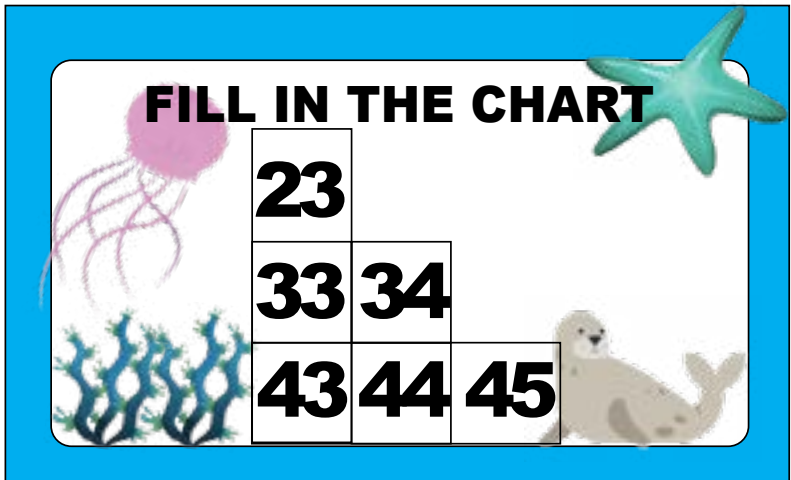
Finding more and less flashcard

FILL IN THE CHART




23			

FILL IN THE CHART



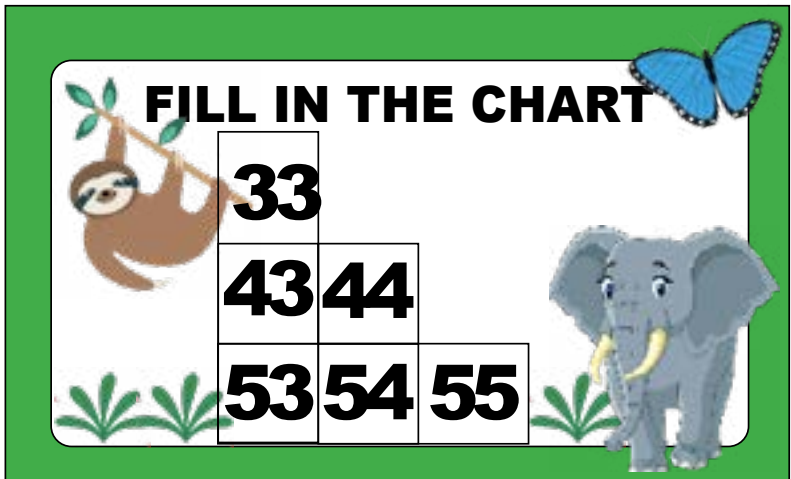
23			
33	34		
43	44	45	

FILL IN THE CHART




33			

FILL IN THE CHART



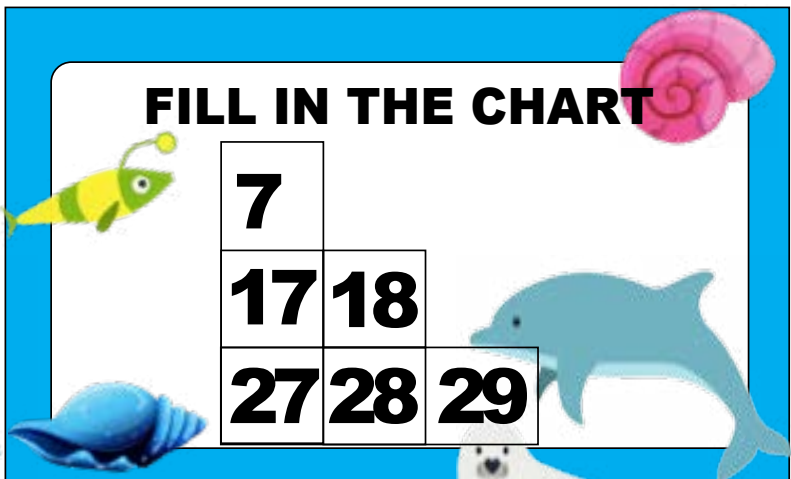
33			
43	44		
53	54	55	

FILL IN THE CHART



7			

FILL IN THE CHART



7			
17	18		
27	28	29	

Finding more and less flashcard

FILL IN THE CHART

72		

FILL IN THE CHART

72		
82	83	
92	93	94

FILL IN THE CHART

76		

FILL IN THE CHART

76		
86	87	
96	97	98

FILL IN THE CHART

43		

FILL IN THE CHART

43		
53	54	
63	64	65

Finding more and less flashcard

FILL IN THE CHART

5		

FILL IN THE CHART

5		
15	16	
25	26	27

FILL IN THE CHART

11		

FILL IN THE CHART

11		
21	22	
31	32	33

FILL IN THE CHART

34		

FILL IN THE CHART

34		
44	45	
54	55	56

Finding more and less flashcard

FILL IN THE CHART

27		

FILL IN THE CHART

27		
37	38	
47	48	49

FILL IN THE CHART

52		

FILL IN THE CHART

52		
62	63	
72	73	74

FILL IN THE CHART

36		

FILL IN THE CHART

36		
46	47	
56	57	58

Finding more and less flashcard

FILL IN THE CHART

2		

FILL IN THE CHART

2		
12	13	
22	23	24

FILL IN THE CHART

25		

FILL IN THE CHART

25		
35	36	
45	46	47

FILL IN THE CHART

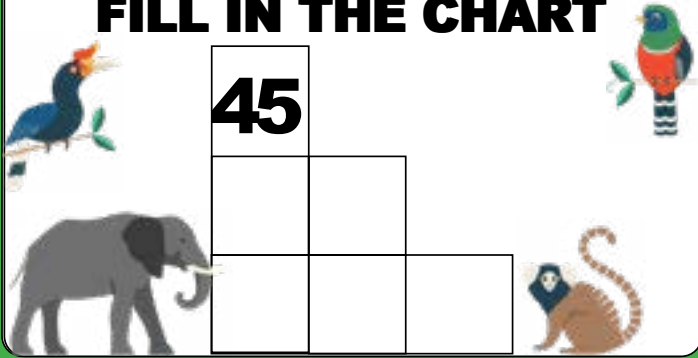
67		

FILL IN THE CHART

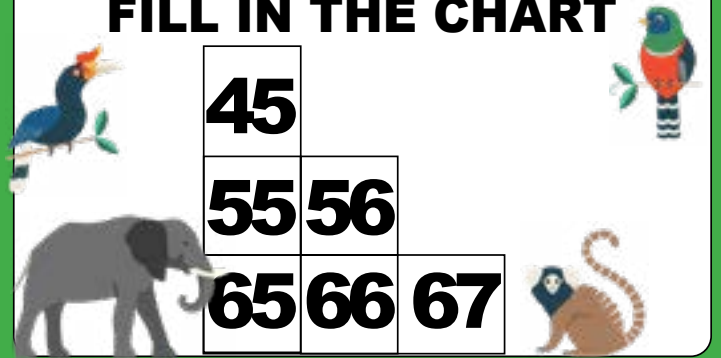
67		
77	78	
87	88	89

Finding more and less flashcard

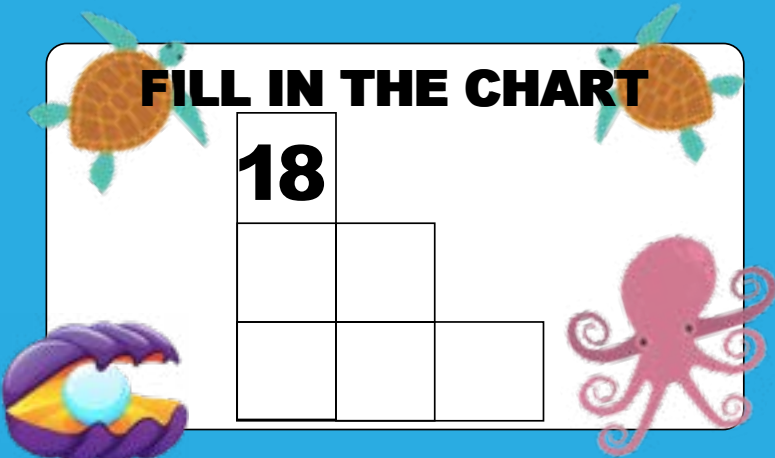
FILL IN THE CHART



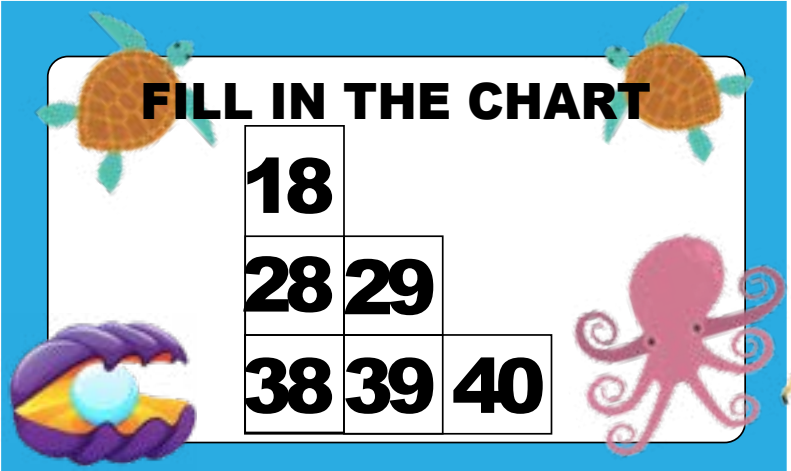
FILL IN THE CHART




FILL IN THE CHART




FILL IN THE CHART



FILL IN THE CHART




FILL IN THE CHART



Finding more and less flashcard

FILL IN THE CHART

11




FILL IN THE CHART

11

21 22

31 32 33



FILL IN THE CHART

41



FILL IN THE CHART

41



51 52

61 62 63



FILL IN THE CHART

25




FILL IN THE CHART

25

35 36

45 46 47



Finding more and less flashcard

FILL IN THE CHART

A flashcard with a green border. At the top, it says "FILL IN THE CHART". Below the text is a bar chart with three bars of decreasing height from left to right. The first bar contains the number 57. The other two bars are empty. The background features a savanna scene with a rhinoceros on the left, an elephant on the right, a snake at the top right, and several butterflies.

FILL IN THE CHART

A flashcard with a green border. At the top, it says "FILL IN THE CHART". Below the text is a bar chart with three bars of decreasing height from left to right. The first bar contains the number 57, the second bar contains 67 and 68, and the third bar contains 77, 78, and 79. The background features a savanna scene with a rhinoceros on the left, an elephant on the right, a snake at the top right, and several butterflies.

FILL IN THE CHART

A flashcard with a blue border. At the top, it says "FILL IN THE CHART". Below the text is a bar chart with three bars of decreasing height from left to right. The first bar contains the number 17. The other two bars are empty. The background features an underwater scene with a coral reef on the left, an octopus on the right, and several jellyfish.

FILL IN THE CHART

A flashcard with a blue border. At the top, it says "FILL IN THE CHART". Below the text is a bar chart with three bars of decreasing height from left to right. The first bar contains the number 17, the second bar contains 27 and 28, and the third bar contains 37, 38, and 39. The background features an underwater scene with a coral reef on the left, an octopus on the right, and several jellyfish.

FILL IN THE CHART

A flashcard with a green border. At the top, it says "FILL IN THE CHART". Below the text is a bar chart with three bars of decreasing height from left to right. The first bar contains the number 33. The other two bars are empty. The background features a jungle scene with a toucan on the left, a monkey on a palm tree on the right, and a small monkey on the ground.


FILL IN THE CHART

A flashcard with a green border. At the top, it says "FILL IN THE CHART". Below the text is a bar chart with three bars of decreasing height from left to right. The first bar contains the number 33, the second bar contains 43 and 44, and the third bar contains 53, 54, and 55. The background features a jungle scene with a toucan on the left, a monkey on a palm tree on the right, and a small monkey on the ground.

Finding more and less flashcard


FILL IN THE CHART

55		




FILL IN THE CHART

55		
65	66	
75	76	77




FILL IN THE CHART

32		




FILL IN THE CHART

32		
42	43	
52	53	54



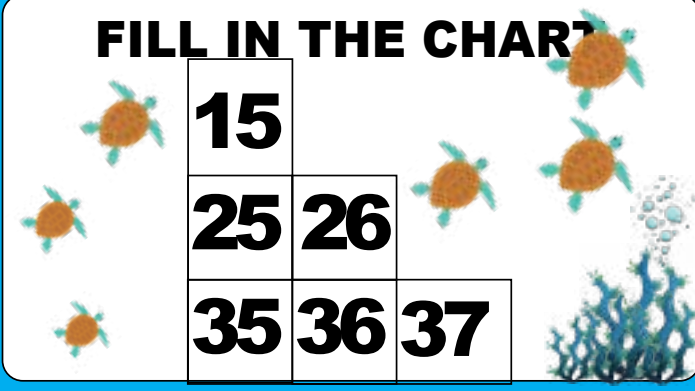
FILL IN THE CHART

15		



FILL IN THE CHART

15		
25	26	
35	36	37



Finding more and less flashcard

FILL IN THE CHART

1		

FILL IN THE CHART

1		
11	12	
21	22	23

FILL IN THE CHART

73		

FILL IN THE CHART

73		
83	84	
93	94	95

FILL IN THE CHART

31		

FILL IN THE CHART

31		
41	42	
51	52	53